SHIRE OF
WAROONA
SEA TO SCARP

APPENDICES INDEX

ORDINARY COUNCIL MEETING
24 November 2026

Item	Appendix Title	Page
10.1	LEMC Unconfirmed Minutes - 12 November 2026	**2**
10.1 B	LEMC Appendices	**9**
11.2.1	CLP003 - Library Activation Plan - Draft	**32**
11.3.1 A	TP2901 Location Plan	**71**
11.3.1 B	TP2901 Submitted Plans	**72**
11.3.2 A	TP2867 Location Plan	**76**
11.3.2 B	TP2867 Site Plan	**77**
11.3.2 C	TP2867 Formal Objection - Redacted	**78**
11.3.3 A	TP2906 Architectural Plans	**83**
11.3.3 B	TP2906 Landscaping Plans	**87**
11.3.3 C	TP2906 Waste Management Plan	**93**
11.3.3 D	TP2906 Location Plan	**110**
11.4.1	Monthly Creditors Report - October 2026	**111**
11.4.2	Statement of Financial Activity for the period ending 31 October 2026	**124**
11.4.3	CLP002 - Community Development Annual Action Plan 2026 - 2027 (DRAFT)	**144**
11.4.6	PROPOSED - 25.26 Annual Report and Financial Statements	**158**
11.5.1	LG Pro South West Forum Program 2026	**231**

Unconfirmed Minutes

Shire of Waroona
Local Emergency
Management Committee

Second Quarter
Thursday 12 November 2026

UNCONFIRMED MINUTES

Local Emergency Management Committee – Thursday 12 November 2026

Table of Contents

1. ATTENDANCES 1
2. APOLOGIES 1
3. CONFIRMATION OF MINUTES OF PREVIOUS MEETING 1
4. BUSINESS ARISING 2
5. EVERY MEETING 2
5.1 Correspondence Received 2
5.2 Progress on any Funding Applications 2
5.3 Discussion/Review of any Incidents or Exercises 2
5.4 Progress on Bushfire Risk Management Plan Treatments 2
6. GENERAL BUSINESS 2
6.1 Mark Goodlet, CEO, Shire of Waroona 2
6.2 Ken Hart 2
6.3 Elle Reed, Acting Correspondent, Peel Health Campus 3
6.4 Mike Walmsley, Shire President, Shire of Waroona 3
7. NEXT MEETING 3
8. CLOSE OF MEETING 3

UNCONFIRMED MINUTES

OPENING OF MEETING

LEMC Deputy Chairperson Mike Walmley declared the meeting open at 10:31am

1. ATTENDANCES

Mike Walmsley	LEMC Chairperson / Shire of Waroona President
Mark Goodlet	Chief Executive Officer, Shire of Waroona
Rhys Bloxsidge	Manager Development Services, Shire of Waroona
Luke Jones	Bushfire Risk Mitigation Coordinator, Shire of Waroona
Meg Robertson	Ranger, Shire of Waroona
Taylah Platell	Emergency Services Administration Officer, Shire of Waroona
Brendan Woodford	Officer in Charge, Waroona Police
Kirrily Clarke	Regional Coordinator, Department of Communities
Rod Johnson	Harvey Water
Elle Reed	Acting Correspondent, Peel Health Campus
John Twaddle	CBFCO, Shire of Waroona
Caroline Henning	Manager, Waroona Community Resource Centre
Ken Hart	St. John WA

2. APOLOGIES

Katie Leigh	Senior Ranger, Shire of Waroona
Noel Dew	Volunteer Ranger, Shire of Waroona
Robert Deleo	Western Power
Amy Howard	Water Corporation
Justine Esmonde	NBN Local – Southwest

3. CONFIRMATION OF MINUTES OF PREVIOUS MEETING

LEMC Resolution / Officer Recommendation

LEMC26/11/001
Moved: Mark Goodlet
Seconded: Kirrily Clarke

It is recommended that the minutes of the Shire of Waroona Local Emergency Management Committee Meeting held Wednesday 12 August 2026 be confirmed as true and correct (Appendix 1) subject to the following modifications:

A. Correction of the Chairperson of the meeting; and
B. Under part 6.8, clarify that Mark Goodlet is liaising with Frontier Energy on the matter, rather than the Shire carrying out the work.

CARRIED UNAMINOUSLY 7:0

UNCONFIRMED MINUTES

4. BUSINESS ARISING

Nil.

5. EVERY MEETING

5.1 Correspondence Received

18 September 2026 – Cate Willey emailed through key messages for H5 Bird Flu Detection on behalf of SEMC. See Appendix X.

26 October 2026 – SEMC emailed through updated State Emergency Management Documents relating to State Hazard Plan Hostile Act, Impact Statement Guideline and Template and amendments to forms and procedures. See Appendix 2.

29 October 2026 – Teigan Reilly email through a report on behalf of the Department of Communities Emergency Relief and Support team. See Appendix 3.

5 November 2026 – Bruce Hancock emailed in a report and a traffic management incident protocol on behalf of Main Roads WA. See Appendix 4 and 5.

5.2 Progress on any Funding Applications

Nil.

5.3 Discussion/Review of any Incidents or Exercises

Shire of Waroona brigade leadership members have been invited to be observers at an upcoming emergency exercise hosted by Alinta Gas in relation to the new Wagerup Battery Energy Storage System.

5.4 Progress on Bushfire Risk Management Plan Treatments

Luke Jones advised that the Shire was successful with its grant application to DFES under the Mitigation Activity Fund Grants Program. A total of 131 treatments are included across the three-year strategy, with an estimated value of $189,000.

6. GENERAL BUSINESS

6.1 Mark Goodlet, CEO, Shire of Waroona

Mark Goodlet stated that he recently attended a workshop hosted by the State Emergency Management Committee. The purpose of the workshop was for stakeholders to identify the impacts of climate change on emergency response. Mr. Goodlet advised the participants that the increasing presence of renewable energy systems in the environment will trigger more bushfire due to a much higher number of ignition points (e.g. solar farms, transmission lines). This would put more pressure on our brigades to respond to a higher number of bushfires and some thought needed to be put into how these issues can be addressed.

6.2 Ken Hart

Ken Hart informed the meeting that the Waroona St John station is currently under the management of a sub-committee and would be later handed back to

the volunteers. He also advised that the station had attended 34 jobs in the past month.

6.3 Elle Reed, Acting Correspondent, Peel Health Campus

Elle Reed stated the hospital is currently being readied and prepared for the upcoming fire season.

6.4 Mike Walmsley, Shire President, Shire of Waroona

Mike Walmsley stated that DFES is reviewing the current funding arrangements for local brigades. Mr. Walmsley also advised that current funding scheme through the Emergency Services Levy is falling behind and local governments are funding the brigades in a significant way.

7. NEXT MEETING

The next Local Emergency Management Committee meeting will be held on Wednesday 10 February 2027 commencing at 10:30am. The meeting will be held either online or at the Shire of Waroona Council Chambers.

8. CLOSE OF MEETING

There being no further business, Chairperson Mike Walmsley declared the meeting closed at 10.48am.

UNCONFIRMED MINUTES



Appendices

Local Emergency Management Committee Meeting

Second Quarter
Thursday 12 November 2026



Minutes

Shire of Waroona
Local Emergency Management Committee

First Quarter
Wednesday 12 August 2026

Shire of Waroona Council Chamber

UNCONFIRMED

TABLE OF CONTENTS

1. ATTENDANCE 3
2. APOLOGIES 3
3. CONFIRMATION OF MINUTES OF PREVIOUS MEETING 3
4. BUSINESS ARISING 3
4.1 Confirmation of Facilities on the State Evacuation Register 2026/27 3
4.2 Approved 2026/27 Local Government Grant Scheme Bush Fire Brigade Capital and Operating Grants 5
5. EVERY MEETING 6
5.1 Correspondence Received 6
5.2 Progress on any Funding Applications 6
5.3 Discussion / Review of any Incidents or Exercises 6
5.4 Progress on Bushfire Risk Management Plan Treatments 6
6. EVERY MEETING 6
6.1 Justine Esmonde, NBN Local - Southwest 6
6.2 Carla Robson, St John WA 6
6.3 Luke Jones, Bushfire Risk Mitigation Coordinator, Shire of Waroona 6
6.4 Cate Willey, DEMA, Department of Fire & Emergency Services 6
6.5 Kirrily Clarke, Regional Coordinator, Department of Communities 6
6.6 Elle Reed 6
6.7 Aaron Kelly, ESO Supervisor, Alcoa Australia 7
6.8 Mark Goodlet, CEO, Shire of Waroona 7
6.8 Cate Willey, DEMA, Department of Fire & Emergency Services 7
7. NEXT MEETING 7
8. CLOSE OF MEETING 7

UNCONFIRMED

OPENING OF MEETING

LEMC Chairperson Mike Walmsley declared the meeting open at 10:30am

1. ATTENDANCE

Brendan Woodford	LEMC Acting Chairperson / Officer in Charge, Shire of Waroona
Mark Goodlet	Chief Executive Officer, Shire of Waroona
Luke Jones	Bushfire Risk Mitigation Coordinator, Shire of Waroona
Meg Robertson	Ranger, Shire of Waroona
Taylah Platell	Emergency Services Administration Officer, Shire of Waroona
Merrin Kirk	Executive Assistant, Shire of Waroona
Kirrily Clarke	Regional Coordinator, Department of Communities
Steve Collins	Operations Manager, Water Corporation
Rod Johnson	Harvey Water
Elle Reed	Acting Correspondent, Peel Health Campus
Ashley Callcut	St John WA
Carla Robson	St John WA
Jake Webb	Alcoa of Australia
Aaron Kelly	ESO Supervisor, Alcoa of Australia
Justine Esmonde	NBN Local - Southwest

2. APOLOGIES

Mike Walmsley	LEMC Chairperson / Shire of Waroona President
Rhys Bloxsidge	Manager Development Services, Shire of Waroona
Katie Leigh	Senior Ranger, Shire of Waroona
John Twaddle	CBFCO, Shire of Waroona
Kurt Berg	Water Corporation
Caroline Henning	Manager, Waroona Community Resource Centre

3. CONFIRMATION OF MINUTES OF PREVIOUS MEETING

LEMC Resolution / Officer Recommendation

LEMC26/08/002
Moved: Brendan Woodford
Seconded: Kirrily Clarke

It is recommended that the minutes of the Shire of Waroona Local Emergency Management Committee Meeting held Tuesday 12 May 2026 be confirmed as true and correct (Appendix 1).

CARRIED UNANIMOUSLY 6/0

4. BUSINESS ARISING

4.1 Confirmation of Facilities on the State Evacuation Register 2026/27
Author Kirrily Clarke, Department of Communities

The State Support Plan – Emergency Relief and Support documents the arrangements for the strategic management and coordination of emergency relief and

UNCONFIRMED

support services under the Western Australian's State Emergency Management arrangements.

Under the State's Emergency Management Arrangements, Local Governments are required to identify evacuation centres suitable for relevant hazards and/or communities. When identifying potential evacuation centre locations, the Local Government Authority, in collaboration with the Local Emergency Management Committee and relevant emergency management agencies, determine that facilities are appropriate for hazards that are high risk to the area.

The Arrangements identify the Department of Communities to maintain a record of evacuation centres across the State and to provide this to Hazard Management or Controlling Agencies as required, for consideration during emergency evacuation planning and response activities. The State Evacuation Register is not a public register.

Annual review of facilities provides an opportunity for Local Governments and emergency management partners to confirm that facilities remain appropriate having regard to local hazard risks, community requirements, and operational considerations.

CURRENT SITUATION

Facility	Address	Capacity	Hazard Considerations
Waroona Recreation & Aquatic Centre	90 Hill Street, Waroona	500 / 125	
Waroona Memorial Hall	South Western Highway, Waroona	299 / 75	

The Department of Communities requests that:

LEMC members:

- Review the nominated facilities.
- Confirm their ongoing suitability for the hazards relevant to the district.
- Identify any known operational limitations or upcoming infrastructure projects (within the 2026-27 season).
- Recommend any additions, removals, or amendments to the Register.

HMA representatives confirm whether any known hazard-specific considerations would affect the suitability of the identified facilities, including:

- flood inundation;
- bushfire exposure;
- cyclone vulnerability;
- hazardous materials risks;
- access and egress constraints;
- isolation risks; and
- any other operational considerations.

Where concerns are identified, members are requested to provide recommendations for alternative facilities or mitigation measures.

UNCONFIRMED

The Local Emergency Relief & Support Plan is attached at Appendix 2.

LEMC Resolution / Officer Recommendation

LEMC26/08/003
Moved: Brendan Woodford
Seconded: Kirrily Clarke

It is recommended to Council that the Shire of Waroona Local Emergency Management Committee:

1. **reviews and endorses the identified facilities for inclusion on the Department of Communities State Evacuation Register for 2026/27;**

2. **confirms that the facilities have been considered against locally identified hazard risks and community requirements;**

3. **requests Hazard Management Agency representatives to advise of any hazard specific concerns that may affect the suitability of the identified facilities for evacuation, refuge, or shelter purposes; and**

4. **recommends any additions, removals or amendments to facility records prior to submission to the Department of Communities.**

CARRIED UNANIMOUSLY 6/0

4.2 Approved 2026/27 Local Government Grant Scheme Bush Fire Brigade Capital and Operating Grants
Author Rhys Bloxside, Shire of Waroona

The Department of Fire and Emergency Services (DFES) has advised the Shire of Waroona that $71,550 has been granted for brigade operational purposes for the 2026/27 financial year. This is a 15% increase on the previous year. Further, DFES has advised that the Lake Clifton Volunteer Bush Fire Brigade will receive a new 2.4 Broadacre fire appliance to the value of $545,900 as a capital grant. The Lake Clifton Brigade's existing appliance is now 13 years old and due for replacement.

It should be noted the Shire submitted capital grant applications for the following that were not supported by DFES.

- Light tanker for Preston Beach brigade
- Light tanker for Lake Clifton brigade
- 2.4 Broadacre for Waroona West brigade
- Sealing of car parking and trafficable areas at Waroona West station
- Sealing of car parking and trafficable areas at Preston Beach station

The correspondence from DFES regarding the grants is at Appendix 3.

LEMC Resolution / Officer Recommendation

LEMC26/08/004
Moved: Mark Goodlet
Seconded: Brendan Woodford

UNCONFIRMED

It is recommended that the Shire of Waroona Local Emergency Management Committee notes the Local Government Grant Scheme Operating and Capital Grants for the 2026/27 year.

5. EVERY MEETING

5.1 Correspondence Received

Nil

5.2 Progress on any Funding Applications

Nil

5.3 Discussion / Review of any Incidents or Exercises

Nil

5.4 Progress on Bushfire Risk Management Plan Treatments

Nil

6. EVERY MEETING

6.1 Justine Esmonde, NBN Local - Southwest

Justine Esmonde advised that an update to the NBN website regarding outage information will be implemented on 26 August 2026.

6.2 Carla Robson, St John WA

Carla Robson advised of the commencement of St John Ambulance's local volunteer recruitment campaign, due to a number of volunteers being away from the area.

6.3 Luke Jones, Bushfire Risk Mitigation Coordinator, Shire of Waroona

Luke Jones provided an update on a $200,000 treatment grant application, which if successful will provide funding for a period of five (5) years.

6.4 Cate Willey, DEMA, Department of Fire & Emergency Services

Cate Willey provided an update on the Local Emergency Management Arrangements Improvement Program and advised that new LEMA templates have been released

6.5 Kirrily Clarke, Regional Coordinator, Department of Communities

Kirrily Clarke's report is attached at Appendix 2.

6.6 Elle Reed

Elle Reed introduced herself as the Acting Correspondent for Peel Health Campus / Murray District Hospital until the end of the year. Elle advised that a bushfire training

UNCONFIRMED

exercise is being planned for Murray District Hospital staff prior to the commencement of the bushfire season. Peel Health Campus is also considering the use of Optus mobile phones for its Emergency Operations Centre following the recent Telstra outage.

6.7 Aaron Kelly, ESO Supervisor, Alcoa Australia

Aarona Kelly advised of the commencement of Alcoa's Bushfire Mitigation Plan

6.8 Mark Goodlet, CEO, Shire of Waroona

Mark Goodlet advised that the Shire is currently undertaking a Risk Assessment and Management Plan for Frontier Energy.

6.8 Cate Willey, DEMA, Department of Fire & Emergency Services

Cate Willey provided an update on the Local Emergency Management Arrangements Improvement Program and advised that new LEMA templates have been released

7. NEXT MEETING

The next Local Emergency Management Committee meeting will be held on Wednesday 11 November 2026 commencing at 10.30am. The meeting will be held at the Shire of Waroona Council Chamber unless otherwise advised.

8. CLOSE OF MEETING

There being no further business, Acting Chairperson Brendan Woodford declared the meeting closed at 10.53am.

UNCONFIRMED

Department of Primary Industries and Regional Development
GOVERNMENT OF WESTERN AUSTRALIA

Protect
Grow
Innovate

H5 bird flu detection – Key Messages

Current as at 11 September 2026

- Australia has confirmed detections of H5 avian influenza (H5 bird flu) in wildlife in South Australia, Western Australia, Victoria, New South Wales, Queensland and Tasmania.
- DPIRD is responding to **10** confirmed detections of H5 bird flu

Location	Number of confirmed detections
Esperance	3
Denmark	1
Seabird	1
Quindalup	1
Mullaloo	2
Northampton	1
Lancelin	1

- All **10** detections in WA have been in individual, migratory seabirds.
- WA has not had a detection of H5 bird flu since July.
- SA has had mass mortality events in wild birds along with confirmed detections of H5 bird flu in a small number of wild mammals including seals, foxes and a dolphin.
- Genetic testing of samples from mammals to date has found no signs that the virus has adapted to infect mammals more easily.
- H5 bird flu is expected to remain an ongoing wildlife disease that will require continued monitoring and management.
- There are no detections in poultry or our agricultural system.
- With further potential spread among wild birds, nationally agreed arrangements have been activated to support ongoing management and response efforts focused on minimising impacts on wildlife, animal and human health, communities and agricultural industries.

- The WA Government is offering $2 million through an Avian Influenza Grants package to support Western Australian community groups to prepare for the impacts of H5 bird flu on wildlife.
- An interactive dashboard is available via www.wa.gov.au/birdflu which maps confirmed H5 bird flu detections in WA wildlife, as well as locations where birds have tested negative.
- Australia is taking a national approach to the use of vaccinations to protect some of our most vulnerable native birds from H5 bird flu.
- Vaccination is a complementary tool that may help reduce severe disease and mortality in selected captive or managed native bird populations.
- The vaccine requires two injected doses, 3 to 4 weeks apart and for birds to undertake a required observation period following vaccination.
- The Australian Government has committed an additional $125 million to support immediate national emergency biosecurity response activities for H5 bird flu.
- Bird flu is not a food safety risk for chicken meat and eggs if they are handled and cooked correctly.
- Bird flu is a low risk to people. Transmission requires close contact with infected birds or animals, or contaminated environments.
- Stay up to date with recommended influenza vaccination. The seasonal flu vaccine won't protect against bird flu but minimises the risk that people become unwell with both seasonal and bird flu viruses at the same time. For more visit Australian Centre for Disease Control.
- If you are feeling stressed or worried about H5 bird flu, visit access health for mental health supports available.
- WA is well prepared to respond quickly to H5 bird flu to protect our poultry production and reduce impacts on wildlife and communities.
- DPIRD is leading the State response working with the departments of Biodiversity, Conservation and Attractions and Health, and the WA Local Government Association.
- Enhanced surveillance for H5 bird flu is continuing and we are engaging with the community, poultry industry, veterinarians and wildlife carers.
- The State Government is engaging with First Nations people and community leaders. Culturally and economically important species could be impacted.
- A national surveillance plan is in operation to monitor for any further detections and facilitate rapid, coordinated response. This includes wildlife mortality monitoring. Some targeted surveillance will also occur for water birds without visible signs of sickness and local non-migratory shorebirds.
- The community is asked to assist with surveillance for H5 bird flu.

- Anyone who sees sick or dead birds or marine mammals should **AVOID** and not handle the animals but **RECORD** and take photos or a video and **REPORT** to the Emergency Animal Disease Hotline on **1800 675 888**.
- There have been over **4700** reports to the WA EAD Hotline since 19 June.
- While not every report will result in birds needing to be collected or tested, every report plays an important role in helping understand what is happening in the environment.
- People should also take steps to keep pets away from wildlife, including preventing cats from roaming and keeping dogs on leads in wildlife areas.
- If you own, care for, or work with birds, you should:
  - prevent wild birds from mingling with your birds, and accessing their feed and water.
  - keep pens, aviaries, feeders and equipment clean.
  - wash hands thoroughly with soap before and after handling birds.
- More information about H5 bird flu is available at birdflu.gov.au
- General enquiries about H5 bird flu can be emailed to H5birdflu@dpird.wa.gov.au

Important Disclaimer
The Chief Executive Officer of the Department of Primary Industries and Regional Development and the State of Western Australia accept no liability whatsoever by reason of negligence or otherwise arising from the use or release of this information or any part of it.

Copyright © State of Western Australia (Department of Primary Industries and Regional Development) [2026]

Updated State EM Documents - October 2026



Dear Emergency Management Colleagues,

Revised State emergency management (EM) documents are now published on the State Emergency Management Committee (SEMC) website. A summary of these amendments is provided below, alternatively a full amendment list is available on the review and document amendments webpage.

Approval of State Hazard Plan Hostile Act

On 1 October 2026 the SEMC approved amendments to the State Hazard Plan Hostile Act following the 2026 comprehensive review, undertaken by the WA Police Force.

A summary of amendments resulting from the review include:

- Contemporary policing strategies have been broadened to allow for a more comprehensive understanding of the prevention and mitigation activities for a hostile act.
- Amendments have been made to provide greater clarity on the terms Police Command and Police Forward Command during a response.
- Organisational roles and responsibilities for a hostile act emergency across prevention, preparedness, response and recovery included in the SHP have been summarised into a table in Appendix C.
- Recovery content has been updated to align with the revised State Recovery Framework and the State Emergency Relief and Support Plan.
- Terminology, legislation and committee names have been updated for accuracy and currency.

The updated State Hazard Plan is available on the SEMC website under State Hazard Plans.

Approval of Impact Statement Guideline and Template

On 1 October 2026, the SEMC approved the new Impact Statement Guideline and Template, replacing the previous guide and template attached to State EM Procedure 5.3.

The revised Guideline is the result of a multi-year review in consultation with HMAs, local governments and contributing agencies to make the Impact Statement process simpler, clearer and more useful.

Key improvements include:

- clearer guidance on the purpose of an Impact Statement
- tailored guidance for HMAs, Controlling Agencies, local governments and contributing agencies
- streamlined templates that reduce duplication and effort
- improved contribution form and guidance
- a consistent impact information approach to inform local recovery planning and recovery coordination.
- alignment with the revised State recovery arrangements approved in December 2025.

The guideline and templates are available on the SEMC website.

Statement of Fact Amendments

State EM Procedures and Forms

On 12 October 2026, the SEMC Executive Officer approved statement of fact amendments to the State EM Forms, resulting in the following key changes:

- amended minor inaccuracies and grammatical errors
- compliance with WCAG 2.2 in line with the State government's Accessibility and Inclusivity Standard (Digital Services Policy) and alignment with the design of the State EM document suite and
- alignment with the design of the State EM document suite.

The updated forms are published on EngageWA with access restricted to approved Hazard Management Agencies employees. Consequential amendments to the State Emergency Management Procedure have also been completed and are available on the SEMC website under Emergency Management Procedures.

For any queries regarding these amendments, please contact the State EM Policy Branch.

Government of Western Australia
Department of Communities

Emergency Relief and Support

LEMC Report

Quarter 2 - 2026-2027

Regional Emergency Relief and Support contact	
Activation of Emergency Relief and Support (ERS) services is via Communities Emergency Operations Coordinator (EOC) M: **0418 943 835** and Email: emergencyservices@communities.wa.gov.au	
Regional Coordinator	Sue Green
Regional Coordinator South Metro	Teigan Reilly
Regional Coordinator North Metro	Ryan Hamblion
Regional Manager	Kirrily Clarke

Region specific update

1. Training

- ERS training is currently being delivered across the region prior to the higher risk season. Training will strengthen evacuation centre preparedness and clarify roles, processes and operational requirements.
- So far, we have conducted 8 sessions and trained 137 people within this region.
- Local governments and partner organisations will continue to be contacted with upcoming training opportunities.

2. Exercising

- Local governments are encouraged to include ERS early in all hazards emergency exercise planning to strengthen coordination across response and recovery.

Emergency Relief and Support update

3. Lessons Identified – Operation of Evacuation Centres

- Activations over the 2025-26 higher risk season highlighted the importance of evacuation centres being fit for purpose (capacity, infrastructure types, continued power supply etc) and assessed as suitable for local hazards.
- Key lessons from operations identified that local facilities identified for evacuation need to be planned with an understanding of their limitations and local knowledge of risks and have continuity plans for disruptions that may affect safe continued operation.

- Another key lesson is the opportunity for local governments to review facilities post activations to inform infrastructure upgrades or continuity measures, such as generators.
- These lessons reinforced the importance of the evacuation centre assessments and endorsement process LEMCs have just been asked to participate to identify risks and operational constraints that may affect facility suitability or availability during certain hazards.
- Recording these considerations and endorsement in LEMC minutes supports shared responsibility and provides a documented basis for local evacuation planning.

4. Western Australian Policy Roundtable on Aboriginal Disaster Resilience

- The National Indigenous Disaster Resilience (NIDR) Program Partnered with Department of Communities and DFES to host the WA Policy Roundtable on Aboriginal Disaster Resilience.
- The event was held on 24 September 2026 at the Bushfire Centre of Excellence, bringing together Aboriginal leaders, community representatives, emergency management practitioners, researchers and senior representatives government agencies.
- Discussions highlighted Aboriginal-led approaches to disaster resilience and identified four priority themes:
    - Improving funding and resourcing
    - Strengthening strategic recovery planning
    - Supporting Indigenous governance and enduring partnerships
    - Recognising Closing the Gap outcomes as a resilience imperative
- The Roundtable outcomes are timely in the context of broader emergency management reform, including the Colvin Review (review into National Disaster Funding arrangements) and the Comprehensive Review of WA's Emergency Management Arrangements.
- A communiqué summarising the Roundtable outcomes and recommendations is currently being finalised and will be released in October 2026 by NIDR.
- The communiqué will provide a useful opportunity to consider how Aboriginal voices and leadership can be further embedded across emergency management governance and decision-making structures. Such as in the LEMC meetings, LEMA and LERSPs.

5. WA Disability Inclusive Emergency Management Planning

- Recent work on Disability Inclusive Emergency Planning (DIEP) has highlighted the need for emergency management arrangements to better recognise the diverse needs and capabilities of people with disability.
- The findings are particularly relevant to LEMCs, supporting greater awareness of community vulnerability, local support networks and the importance of inclusive planning practices before, during and after emergencies.

- ERS has continued to contribute to this work through participation in the WA DIEP Forum and engagement with partners across the emergency management sector to strengthen disability-inclusive preparedness and recovery approaches.

Response ERS activations

- Communities continue to lead and coordinate key social recovery initiatives for major recovery programs, including the Kimberley Floods and STC Narelle.
- This work includes case coordination, wellbeing services, practical support, community recovery planning, and financial assistance programs designed to support individuals, families and communities affected by disaster

Main Roads Local Emergency Management Committee Report

1. General

Main Roads South West Region is committed to supporting the relevant agencies involved in Emergencies and Incidents.

It has recently reviewed and restructured its resources to be more responsive to the increasing number of Emergencies and Incidents.

We endeavour to have a representative in attendance at the Oct-Dec and Apr-June LEMC meetings. We will also have a representative at the DEMC meetings and a minimum of 2 at any Exercise.

This ensures our sustainability, rapport and knowledge is spread through the team and does not become person dependent.

We have a Customer Information Centre which is resourced 24 hours a day. They can be contacted on 138 138 for all Emergencies and Incidents.

This team will immediately notify the region of any Emergency/Incident by contacting our 24hr on Call Duty Manager.

The Duty Manager will dispatch resources as required/requested to the Emergency/Incident.

Should the situation warrant, the Duty Manager will activate the On Call Incident Manager.

The Incident Manager may then take charge as the point of contact with IC for the Incident and will activate other resources as required.

2. Resources

2.1 Incident Managers

Main Roads South West Region have 6 Incident Managers (IM) that it can call upon to respond to, manage and support the IC.

Large complex Incidents involving a number of roads may require 2 x IM's to manage the Incident.

2.2 On Scene Liaison Officers

Main Roads South West Region has 10 On Scene Liaison Officers (OSLO) to call upon. The OSLO's are generally dispatched to an Incident to make first point of contact with the IC, assess the situation and report back to the MRWA Duty Manager or IM.

The OSLO's can also assist initially by implementing a VCP as required.

They will also support our Vehicle Control Point (VCP) personnel when they are established for the duration of the Emergency/Incident.

2.3 Rapid Response Crews

Main Roads South West Region has 3 Rapid Response Crews (RRC) to call upon. The RRC's are a 2 person crew. They are designed to respond to Emergencies and Incidents and set up the initial VCP control with limited signage.

They will also support our Vehicle Control Point personnel as required.

2.4 Traffic Management Crews

These are contract resources, Main Roads South West Region generally has 3 of these crews engaged on a daily basis. Further to these crews Main Roads is able to call on additional crews from its Contract Traffic Control providers.

There are 3 companies Main Roads generally uses but can also call on resources outside our Region depending on the scale and location of the Incident.

These crews form the backbone of our VCP resources. Initially Main Roads will operate crews on 12 hour shifts and if the Incident is likely to extend beyond 3 days will reduce the shifts to 8hrs to manage fatigue.

Each VCP would require 4 resources for a 12 hour shift and 6 resources for an 8 Hr shift.

INCIDENT MANAGEMENT Title	Quick Glance Positions (may change month to month)	REGIONAL MANAGEMENT	INCIDENT MANAGER	OPERATIONS OFFICER	PLANNING/LOGISTICS OFFICER	LIAISON OFFICER	ROAD INSPECTION		ONSCENE LIAISON OFFICER	COMMUNICATION OFFICER	LOG KEEPER
DSWO	DOMINIC BOYLE	1									
MAMO	BRUCE WALKER	2									
MM	ANTHONY WILLETTS		1	1	4	1					
DMM	CHRIS HATHAWAY		2	2	5	2					
AM&O	BRUCEHANCOCK		3	3		3					
RRRCS	KERRIE MCNEVIN		4	4		6					
RPIO	JADE SAUNDERS		5	5		7					
VMM	BLAIR BLOOMFIELD		6			8	1				
VMM	STEVE SHARP						2				
MM	AARON MILNE		4								
RRRCS	KERRIE MCNEVIN				1						
WS	JORDAN PILLAR				2						
NI	JAYCOB MARINELLI				3				8		
RMWM(S)	RON AITKEN								1		
RMWM(N)	BEN PAYNE								1		
NI(S)	BILL LISHMAN								2		
NI	PAUL HILLIS								4		
NI	CRAIG CURTIS								5		
NI	MICK AITKEN								6		
NI	KEITH DAVIS								7		
AMO	SCOTT FRATER								9		
RR	DAKOTA RASSIP								10		
MRWA	CIC OFFICER									1	4
MA	TRACEY TAME									2	1
T/BSO	MATILDA FOWLER									3	2
CSM	PETA NOLAN									4	3

EMERGENCY MANAGEMENT Title	Quick Glance Positions (may change month to month)	REGIONAL MANAGEMENT	Emergency MANAGER	OPERATIONS OFFICER	PLANNING/LOGISTICS OFFICER	LIAISON OFFICER	ROAD INSPECTION		ONSCENE LIAISON OFFICER	COMMUNICATION OFFICER	LOG KEEPER
DSWO	DOMINIC BOYLE	1									
MAMO	BRUCE WALKER	2									
MM	ANTHONY WILLETTS		1	1							
RRRCS	KERRIE MCNEVIN		2	2	1	1					
WS	JORDAN PILLAR		3	3	2	2					
NI	JAYCOB MARINELLI		4	4	3	3			8		
RMWM(S)	RON AITKEN		5			4			1		
RMWM(N)	BEN PAYNE		6			5			1		
VCO	STEVE SHARP						1				
VRO	BLAIR BLOOMEFIELD						2				
NI(S)	BILL LISHMAN								2		
NI	PAUL HILLIS								4		
NI	CRAIG CURTIS								5		
NI	MICK AITKEN								6		
NI	KEITH DAVIS								7		
AMO	SCOTT FRATER								9		
RR	DAKOTA RASSIP								10		
MRWA	CIC OFFICER									1	4
MA	TRACEY TAME									2	1
T/BSO	MATILDA FOWLER									3	2
CSM	PETA NOLAN									4	3

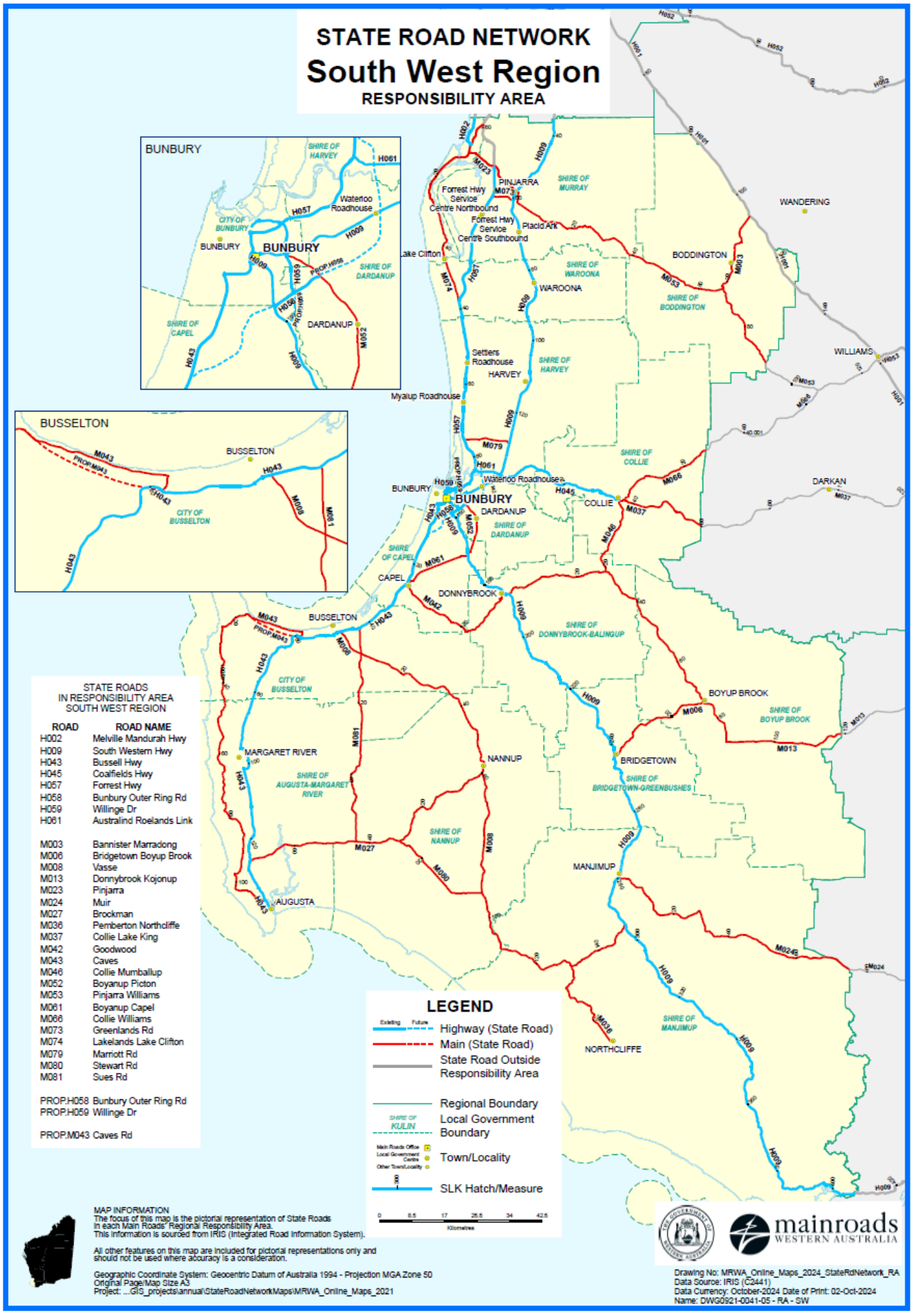
STATE ROAD NETWORK
South West Region
RESPONSIBILITY AREA
BUNBURY
BUSSELTON
STATE ROADS
IN RESPONSIBILITY AREA
SOUTH WEST REGION
ROAD ROAD NAME
H002 Melville Mandurah Hwy
H009 South Western Hwy
H043 Bussell Hwy
H045 Coalfields Hwy
H057 Forrest Hwy
H058 Bunbury Outer Ring Rd
H059 Willinge Dr
H061 Australind Roelands Link
M003 Bannister Marradong
M006 Bridgetown Boyup Brook
M008 Vasse
M013 Donnybrook Kojonup
M023 Pinjarra
M024 Muir
M027 Brockman
M036 Pemberton Northcliffe
M037 Collie Lake King
M042 Goodwood
M043 Caves
M046 Collie Mumballup
M052 Boyanup Picton
M053 Pinjarra Williams
M061 Boyanup Capel
M066 Collie Williams
M073 Greenlands Rd
M074 Lakelands Lake Clifton
M079 Marriott Rd
M080 Stewart Rd
M081 Sues Rd
PROP.H058 Bunbury Outer Ring Rd
PROP.H059 Willinge Dr
PROP.M043 Caves Rd
LEGEND
Highway (State Road)
Main (State Road)
State Road Outside Responsibility Area
Regional Boundary
Local Government Boundary
Town/Locality
SLK Hatch/Measure
MAP INFORMATION
The focus of this map is the pictorial representation of State Roads in each Main Roads' Regional Responsibility Area.
This information is sourced from IRIS (Integrated Road Information System).
All other features on this map are included for pictorial representations only and should not be used where accuracy is a consideration.
Geographic Coordinate System: Geocentric Datum of Australia 1994 - Projection MGA Zone 50
Original Page/Map Size A3
Project: ...GIS_projects\annual\StateRoadNetworkMaps\MRWA_Online_Maps_2021
mainroads WESTERN AUSTRALIA
Drawing No: MRWA_Online_Maps_2024_StateRdNetwork_RA
Data Source: IRIS (C2441)
Data Currency: October-2024 Date of Print: 02-Oct-2024
Name: DWG0921-0041-05 - RA - SW

Appendix 6

Traffic Management at Incidents

Once an Incident has been declared an Incident Controller is appointed.

The agency managing the Incident will be determined by the nature and severity of the Incident.

In the case of a bushfire the responsibility may fall to the Local Government in which case generally the Local Governments Chief Fire Office may be the Incident Controller (IC).

The IC in accordance with the State Emergency Management Plan has significant powers to deal with the Incident in a timely manner and to minimise the loss of life or lose /damage of property.

One of the these powers is to take control of other agencies assets, in this case road infrastructure.

It is often necessary to close roads to prevent people from entering the Incident Site and establish Vehicle Control Points (VCP's).

This is usually delegated to WA Police in the first instance as they can deploy resources quickly to the site. Also the extent of the VCP's in relation to the Incident may rapidly evolve and they make need to be expanded/relocated to meet the demands of the Incident.

Other resources can also undertake the function of establishing VCP's at the direction of the IC. These are Local Government, Main Roads, DFES, DBCA etc.

Depending on availability of resources initially the IC may direct these resources to provide VCP's on assets that they do not normally control.

That is Local Government resources may establish a VCP on a Main Roads and visa-versa Main Roads may establish a VCP on a Local Government Rd.

Main Roads has recently reverted to inhouse Day Labour Resources.

When Main Roads are requested to attend an incident they may choose, depending on availability, to send their own staff or they may send a sub-contract Traffic Management resources.

It is important for agencies who are managing Incidents to make early direct contact with Main Roads to identify any potential or actual impact on our assets so we can best manage our response and support of the IC.

There have been a number of events over the past couple of years were an Incident affected a Main Roads asset however a request for our assistance was made very late in the day by the IC.

Due to the timing of these Incidents it meant resources where not readily available and there was a delay in responding to the Incident. This put additional strain on the people dealing with the Incident and WA Police Force (WAPOL) who were providing the VCP's.

Also when the active phase of the Incident concluded, and it moved to recovery the IC was not aware of the process for handing back the Asset to the Asset Owner.

In particular the IC must ensure the Asset is safe prior to hand back to the Asset Owner. The Asset Owner then makes their own determination if any other remedial work is required prior to the Asset Owner reopening the road.

There were also instances where the IC endeavoured to open a road. This is in contravention of the State Emergency Management Plan which clearly states it is the responsibility of the Asset Owner as to when and how the asset will be put back into service.

Early contact with Main Roads when Main Roads assets are or are likely to be affected will ensure a smoother management of the assets, VCP's, handback and opening of the road.

Main Roads can also assist by identifying alternate routes or detours if required for the management of traffic to avoid the incident as well as identifying timber structures such as bridges and culverts on both Main Roads and Local Government Roads.

SHIRE OF
WAROONA
SEA TO SCARP

LIBRARY ACTIVATION PLAN

October 2026

Document No: CLP003



About this document

[Insert text]

Disclaimer

This document has been published by the Shire of Waroona. Any representation, statement, opinion, or advice expressed or implied in this publication is made in good faith and on the basis that the Shire are not liable for any damage or loss whatsoever which may occur as a result of action taken or not taken, as the case may be, in respect of any representation, statement, opinion or advice referred to herein.

Accessibility

This document is available in alternative formats such as large print, electronic, audio or Braille, on request.

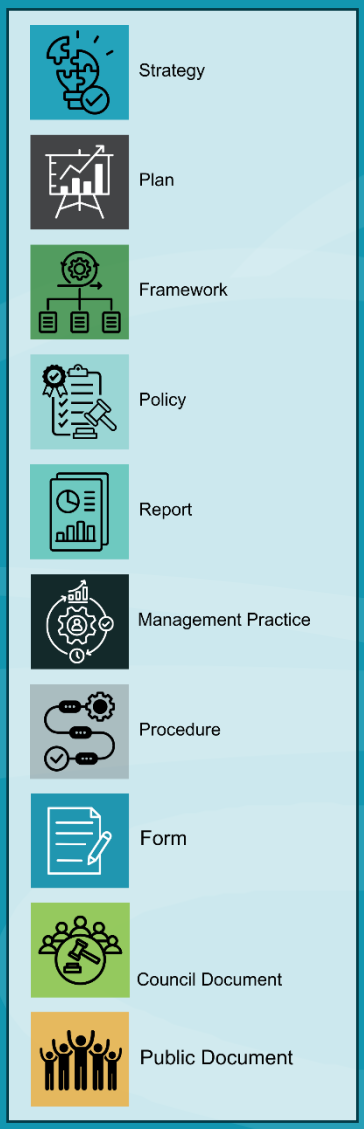

Document Control

Doc No.	Date Reviewed	Details	Author	File No.
CLP003	20/10/2026	Plan creation	DCDS	CS.6

Contents

Document Control 3
1. Executive Summary 5
2. Introduction 6
2.1 Purpose of the plan 6
2.1.1 To activate the Library as a community hub 6
2.1.2 To guide programming, partnerships, space usage and promotion 6
2.1.3 To align service delivery with community needs 7
2.2 Scope 7
2.2.1 Physical space activation 7
2.2.2 Programming and events 8
2.2.3 Community partnerships 8
2.2.4 Digital and outreach services 8
2.2.5 Promotion and engagement 9
2.3 Planning Context 9
2.3.1 Strategic Community Plan 9
2.3.2 Corporate Business Plan 10
2.3.3 Community Development Strategy 10
2.3.4 WA Public Library Frameworks and Standards 11
3. Current State Analysis 12
3.1 About the Waroona Library 12
3.3.1 Membership numbers 12
3.3.2 Borrowing and collection use 12
3.3.3 Opening hours 13
3.3.4 South West Library Consortium – One Library 13
3.3.5 Programs currently offered 14
3.3.5 Staffing profile 15
3.3.5 Building capacity and future space needs 16
3.2 History and Evolution of the Waroona Public Library 16
3.3 Community Profile 17
3.3.1 Population trends 17

3.3.2 Age distribution 18
3.3.3 Key cohorts 18
3.4 Community Survey Findings & Strategic Insight 19
3.4.1 Survey Overview 19
3.4.2 Age Profile 20
3.4.3 Location of respondents 20
3.4.4 Employment and occupation 21
3.4.5 Households with children 21
3.4.6 Current Library Use 22
3.4.7 Current Use of Library Services 23
3.4.8 Borrowing and Collection Use 24
3.4.9 Why people use the Library 24
3.4.10 Why some people do not use the Library 25
3.4.11 Desired children's programs and activities 25
3.4.12 Barriers to participation 26
3.4.13 Suggestions for improvement 26
3.4.14 Survey findings 27
4 Vision and Objectives 28
4.1 Vision Statement 28
4.2 Activation Objectives 28
5 Action Plan and Implementation Framework 30
5.1 Implementation Framework 30
5.2 Action plan 32
5.3 Five-year delivery sequence 37
5.3 Monitoring and review 37

1. Executive Summary

The Waroona Public Library Activation Plan provides a five-year framework for increasing participation, strengthening community connection and making greater use of existing services and resources. Covering 2027/28 to 2031/32, it builds on the warmth, personal service and welcoming atmosphere valued by the community.

The Plan progresses the Corporate Business Plan commitment to reduce social isolation and promote lifelong learning through Library activation. It supports the Strategic Community Plan's objectives for an active and healthy community and the celebration of local history and culture, while complementing the Community Development Strategy through coordinated programming, partnerships and engagement.

The Plan's vision is **"A welcoming Library that builds on Waroona's warmth and community spirit, connecting people and inspiring everyone to discover and learn."**

The 2026 Library Activation Survey received 85 responses. Findings confirmed the importance of borrowing, helpful staff and a welcoming environment, while identifying opportunities for consistent activities, broader participation and improved communication. Suggestions for services already available highlighted the need to regularly promote the full Library offering, including digital resources and One Library South West access.

The Plan establishes five activation objectives:

1. Activate the Library through consistent programs and activities.
2. Increase awareness and use of Library services.
3. Strengthen community partnerships.
4. Improve physical and digital experiences.
5. Extend community engagement and reach.

The principal priorities are a predictable activity program and consistent promotion across digital, print and community channels. Early actions include fortnightly story time during school terms, maintaining established activities, developing a shared programming calendar and improving service information. Subsequent actions introduce selected holiday, adult and youth activities, strengthen partnerships and improve access to resources.

Actions will reflect Library Officer responsibilities, classification levels, skills and available working hours, with additional expenditure subject to budgeting and approval processes.

Progress will be assessed through program delivery, participation, service use, community feedback and delivery capacity. Annual reporting through the Corporate Business Plan, a mid-term review in 2029/30 and a final review in 2031/32 will guide adjustments and future planning.

2. Introduction

2.1 Purpose of the plan

The Waroona Public Library Activation Plan responds to the Shire's Strategic Community Plan commitment to develop a Library Activation Plan. It establishes a practical framework for strengthening the Library's role in community life and guiding the ongoing development of its spaces, programs, partnerships and services.

The Plan builds on the Library's established strengths, including its collections, staff knowledge and community relationships, while identifying opportunities to increase participation and respond to changing needs.

2.1.1 To activate the Library as a community hub

Strengthen the Waroona Public Library as a welcoming, accessible and inclusive place where people can learn, connect, create and participate in community life. The Plan seeks to encourage greater use of the Library by people of all ages and backgrounds, including those who may not currently use its services.

Activation will support both organised activities and everyday use, recognising the value of a place where people can read, study, access information and technology, meet others or spend time independently. It will also provide opportunities to celebrate local stories, share knowledge and strengthen connections across generations, while maintaining the Library's core role in literacy, reading and lifelong learning.

2.1.2 To guide programming, partnerships, space usage and promotion

To provide a coordinated approach to planning and delivering activities, developing partnerships, using available spaces and promoting the Library's services. The Plan will help the Shire identify priorities, make effective use of resources and establish a balanced program of activities that can be sustained within available staffing, facilities and budgets.

It will guide collaboration with schools, community groups, local organisations and service providers to share skills, extend opportunities and complement existing community activities. It will also consider how the Library's layout, furniture, displays and technology can support different uses, alongside targeted promotion to improve awareness of what the Library offers and encourage broader participation.

2.1.3 To align service delivery with community needs

Ensure the Library's development is informed by the needs, interests and circumstances of the Waroona community. The Plan will guide the use of community feedback, local demographic information, service usage and participation data to identify priorities, understand barriers to access and respond to emerging needs.

This includes considering the needs of existing users and people who do not currently access the Library, as well as opportunities to improve access for residents across the Shire. Regular monitoring and review will help assess whether services and activities are achieving their intended outcomes and inform adjustments over time. This approach will support a relevant, responsive and sustainable library service that contributes to the community outcomes sought through the Shire's Strategic Community Plan.

2.2 Scope

The Waroona Public Library Activation Plan covers the use and development of the Library's physical spaces, programs, partnerships, digital services and community engagement. It focuses on practical opportunities to strengthen existing services, encourage broader participation and improve access for residents across the Shire.

The Plan will be informed by community survey feedback, Library memberships and usage information, staff observations and ongoing engagement. Survey findings will be considered in the context of when responses were collected, recognising that community expectations and service provision may change over time. Actions will be prioritised according to community benefit, feasibility and available resources, with initiatives requiring additional funding considered through the Shire's budgeting and forward planning process.

2.2.1 Physical space activation

The Plan will consider how the Library's existing premises can provide a welcoming, accessible and adaptable environment for reading, learning, creativity and social connection. This includes reviewing the layout, shelving, furniture, seating, signage, displays, children's area and access to computers.

The scope includes opportunities to create comfortable spaces for independent reading and study, small group activities and informal interaction, while balancing quiet use with programmed activities. Proposed improvements will focus on making effective use of the existing facility, with any substantial building works subject to separate assessment and funding decisions.

2.2.2 Programming and events

The Plan will guide a balanced and achievable program of regular activities and occasional events that supports reading, literacy, lifelong learning, creativity and community connection.

It will build on existing activities, while considering opportunities for early childhood literacy activities, school holiday programs, youth participation, school partnerships, author talks, workshops and local history activities. The selection, timing, and frequency of programs will respond to community interests, participation levels, accessibility and staff capacity. Opportunities for community members and partner organisations to contribute to delivery will also be explored.

2.2.3 Community partnerships

The Plan will consider opportunities to strengthen existing relationships and establish partnerships that broaden the Library's reach, share expertise and support sustainable program delivery.

Potential partners include schools, early childhood services, the Waroona Historical Society, the Community Resource Centre, Aboriginal representatives and organisations, community groups, local creatives, service providers and other libraries. Collaboration may involve shared activities, visiting presenters, local history projects, referrals, joint promotion and supported volunteer participation. Partnerships will be developed around clear responsibilities and mutual community benefit, taking account of services already available locally.

2.2.4 Digital and outreach services

The Plan will address access to, awareness of and confidence in using the Library's digital resources and technology. This includes its online catalogue, e-books, public computers and WIFI. Opportunities to help residents discover and use these services, including through introductory guidance and digital literacy activities, will be considered.

The scope also includes exploring practical ways to reach people who face barriers to visiting the Library, including residents in outlying townsites and people affected by transport or mobility limitations. Options may included partner-supported activities at other community venues, remote assistance and improved access to online resources, subject to demonstrated need and delivery capacity.

2.2.5 Promotion and engagement

The Plan will guide consistent and accessible promotion of the Library's collections, activities, facilities and digital services. It will consider a mix of communication channels, including the Shire's website and social media, local publications, newsletters, community noticeboard, in-Library displays and partner networks.

Promotion will seek to retain existing users and reach people who are unfamiliar with the Library or unaware of the breadth of services available. Engagement will extend beyond advertising to including regular feedback, conservations with users and non-users, and opportunities for the community to suggest or contribute to activities. Participation, feedback and service awareness will inform ongoing improvements and the review of activation priorities.

2.3 Planning Context

The Waroona Public Library Activation Plan sits within the Shire's Integrated Planning and Reporting Framework. It provides service-specific direction that connects the community's longer-term aspirations with practical actions for Library spaces, programs, partnerships and services. Implementation will be coordinated with the Shire's corporate priorities, workforce capacity, financial planning and annual budget process.

2.3.1 Strategic Community Plan



The Shire's Strategic Community Plan establishes the Shire's long-term direction. The Library Activation Plan contributes specifically to Objective 1.4, which seeks an active and health community with an improved quality of life, and Objective 1.5, which recognises the importance of local history and culture. Library activities support these objectives by reducing social isolation, encouraging lifelong learning, providing opportunities for participation and connecting people with local stories and heritage.

The Activation Plan translates these broader aspirations into priorities for the Waroona Public Library, including welcoming spaces, accessible resources and activities that encourage people of different ages and backgrounds to participate.

2.3.2 Corporate Business Plan

The Shire's Corporate Business Plan translates the Strategic Community Plan's directions into operational actions and delivery priorities. The Shire's planning framework identifies Action 1.4.3.2 to develop a Library Activation Strategy that provides programs to reduce social isolation and promote lifelong learning.

The Library Activation Plan provides the detailed framework for progressing this action. Its implementation schedule will identify priorities, responsibilities, indicative timing and measures of success to support operational planning and reporting through the Corporate Business Plan. Actions requiring additional resources will be considered through the Shire's established planning and approval processes.

2.3.3 Community Development Strategy

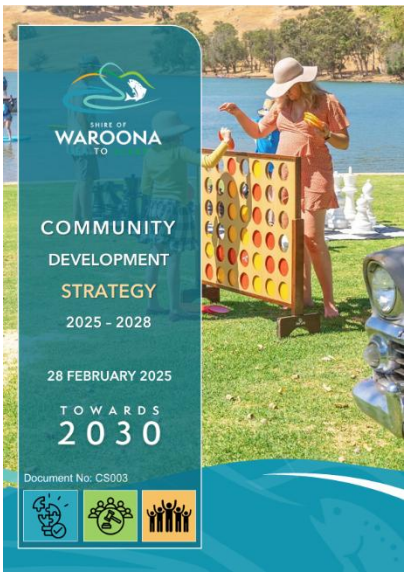

The Shire's *Community Development Strategy 2025–2028* provides a framework for strengthening community wellbeing, participation and connection through six pillars: Connected, Healthy, Empowered, Engaged, Safe and Celebrated. The Library Activation Plan complements this direction by providing a welcoming community place, access to learning and information, and opportunities for people to participate and connect.

The Strategy's emphasis on collaboration and effective use of community resources supports a coordinated approach between Library Services and the Community Development team. Shared planning can connect Library activities with existing community initiatives, improve promotion and draw on established relationships without duplicating services.

Implementation of the Library Activation Plan will be coordinated with the Community Development Strategy's Annual Action Plans where relevant, with responsibilities and resource contributions agreed before joint activities proceed. As the Library Activation Plan extends beyond 2028, its annual reviews will also consider alignment with any successor Community Development Strategy.

2.3.4 WA Public Library Frameworks and Standards

The Activation Plan will be informed by the *WA Public Libraries Strategy 2022-2026* and relevant successor documents. The Strategy promotes responsive and sustainable public library services that meet the diverse needs of Western Australian communities. This supports the Plan's emphasis on community needs, access, partnerships and adaptable service delivery.

The State Library of Western Australia's Tiered Model Framework also provides a reference for service planning. It recognises differing service arrangements according to local circumstances and refers to the *Guidelines, Standards and Outcome Measures for Australian Public Libraries*. These resources address collections, programs, technology, community spaces and appropriately trained staff.

Relevant guidance will inform service improvement and evaluation, with benchmarks considered in the context of Waroona's population, geography, resources and confirmed service arrangements with the State Library.



3. Current State Analysis

3.1 About the Waroona Library

The Waroona Public Library is located within the Shire's civic precinct on the corner of Thatcher and Hesse Streets. It provides access to physical and digital collections, information, technology and activities that support reading, learning and community connection.

3.1.1 Membership numbers

Currently the Library has 410 users, comprising:

Membership profile	Number	Percentage
Adult	389	94.9%
Junior	11	2.7%
Young adult	7	1.7%
Online registration profile	3	0.7%
Total	**410**	**100%**

Adults represent approximately 95% of registered accounts. Members aged 60 years and over account for approximately 42% of all registrations, highlighting the Library's established connection with older residents.

Junior and young adult registrations comprise a smaller proportion of membership. However, individual registrations do not capture all participation, as children and young people may access collections and activities through family members. Broadening participation among children, young people and families is an opportunity for future activation, alongside maintaining services valued by existing members.

3.1.2 Borrowing and collection use

Borrowing remains a central part of the Library's role. Community survey findings identify adult fiction and adult non-fiction as the most commonly borrowed collection categories among respondents. Children's books, DVD's, young adult books and local history resources also contribute to the range of materials used.

Physical collections remain particularly important to surveyed users. Digital resources, including e-books and e-audio provide additional ways to access

reading and recreational materials beyond the Library's opening hours. Lower reported use of these resources presents an opportunity to increase awareness and help members become confident in accessing them.

The combination of physical and digital resources supports different reading preferences, interest and access needs. Maintaining relevant collections and helping people discover the resources available will remain important to the Library's ongoing development.

3.1.3 Opening hours

The Library operates across five days, providing 29 public opening hours each week.

Day	Opening hours
Monday	Closed
Tuesday	10am to 1pm & 2pm to 6pm
Wednesday	10am to 1pm & 2pm to 5pm
Thursday	10am to 1pm & 2pm to 6pm
Friday	10am to 1pm & 2pm to 5pm
Saturday	9am to 12noon
Sunday	Closed

An after-hours returns chute allows borrowed materials to be returned outside opening hours.

Most respondents to the community survey indicated that opening hours met their needs. Feedback also identified interest in Monday opening, earlier or later access and reconsideration of the lunchtime closure. Opening arrangements are an ongoing consideration in balancing community access, service demand and available staffing.

3.1.4 South West Library Consortium – One Library

The Shire of Waroona participates in the South West Library Consortium, known as One Library South West. This partnership connects participating public libraries through a shared library management system and catalogue, giving Waroona members access to resources beyond the local collection. Members can use their existing library card to borrow and return materials at participating libraries.

Through the shared catalogue, members can discover materials held across the network and request eligible items for collection at their preferred library, subject

to availability and transfer arrangements. This broadens the choice available to Waroona residents while allowing the Library to retain its local focus and personalised service.

Consortium participation is an important strength for a smaller library. It provides access to a wider range of reading interests and information needs without requiring every item to be held locally. Waroona also provides access to the South West Consortia Online Book Club, extending opportunities for reading and participation beyond the Library building.

For this Activation Plan, One Library provides an existing service benefit that can be more actively communicated. Promoting the shared catalogue and explaining how to request materials can help residents understand that their choices extend beyond the books on Waroona's shelves, strengthening the value of local membership and encouraging continued use.

3.1.5 Programs currently offered

The Library provides regular activities that encourage reading, creativity and social interaction.

Program	Frequence and time
Lego	Saturdays, 10am to 11am
Book Club	Monthly on a Thursday, 12noon to 1pm
Knitting	Fortnightly on a Thursday, 10am to 12 noon

These activities create opportunities for people to meet, share interests and participate in informal learning. The Library also provides access to the South West Consortia Online Book Club and LOTE4Kids, which offers digital children's stories in multiple languages.

Existing activities provide a foundation for future programming that responds to community interests and encourages participation across different age groups.

3.1.6 Staffing profile



Library Services forms part of the Shire's Customer and Development Services portfolio. The Shire employs two Library Officers in a job-share arrangement, working alternate weeks on a one-week-on, one-week-off basis. An additional Library Officer works from 10am to 1pm on weekdays, providing overlapping coverage that enables one officer to focus on programming, activity preparation and other service development tasks while maintaining customer service.

The service is staffed by Library Officer rather than qualified Librarians. The Shire's current budget and service levels does not provide for the employment of a qualified Librarian. Responsibilities and expectations for implementing this Plan must therefore reflect the Library Officer's position descriptions, classification levels, skills and available working hours. Programming and service development will need to be practical and appropriately supported, with specialist advice or expertise accessed through external networks and partnerships where available.

Staff support the Library's day to day operations, including customer assistance, borrowing services, collection management, access to information and technology, and the coordination of activities. Their knowledge and relationships with regular user contribute to a welcoming and personalised service. Community survey feedback reflects this strength, with most respondents rating staff service as good or very good.

The Library's ongoing activation will focus on achievable improvements within this staffing and budget framework. Relevant training, shared resources and collaboration with other Shire teams, libraries and community partners will help staff deliver activities confidently and sustainably.

3.1.7 Annual Operating Expenditure

The Shire's operating expenditure supports the day-to-day delivery of the Library service. This includes staff assistance, borrowing from local collections and through One Library South West, access to public computers and Wi-Fi, and regular activities such as Lego, book club and knitting. Employee and Information

and Communications Technology (ICT) costs together accounted for 81% of the Shire's library operating expenditure in 2025/26.

Library operating expenditure	2023/24 actual	2024/25 actual	2025/26 actual	Three-year annual average
Total	$167,510	$178,912	$203,400	$183,274

Please note: Figures include depreciation and are shown before any offsetting operating income.

The Western Australian Government also supports the Library's collections through the State Library of Western Australia. In 2026/27, the Shire of Waroona Public Library Materials Funding Allocation was $19,390. The State Library administers this allocation through centralised procurement of physical library materials. The broader State funding program also gives Waroona members access to statewide digital resources and a shared community languages section.

The current service level provides a starting point for implementing the Library Activation Plan. New activities will be planned around available staffing and preparation time while maintaining day to day Library services. Any additional resources required will be considered through the Shire's annual budget process.

3.1.8 Building capacity and future space needs

Based on current visitation and service requirements, expansion of the Library building is not considered necessary at this stage. The focus of this Plan is to make more effective use of the existing premises through regular programming, improved layout and greater community awareness of available services.

Building capacity will be considered as participation develops over the five-year period. The review at the conclusion of the Plan will assess whether the existing premises remain suitable, taking account of visitation, peak attendance, program demand, accessibility and the ability to accommodate different activities comfortably.

Any demonstrated need for additional space will inform future planning, including consideration of layout improvements, shared use of other facilities or building expansion. Any expansion proposal would require a separate needs assessment, consideration of options and costs, and Council funding approval.

3.2 History and Evolution of the Waroona Public Library

The Waroona Public Library has served the community for more than six decades. During this time, it has evolved from a traditional lending library into a community service supporting literacy, lifelong learning, access to information, digital inclusion and social connection.

The Library's history is closely connected to Waroona's civic development. In 1963, following the Shire's relocation to new administration offices in Hesse Street, the former Drakesbrook Road Board building on the corner of Millar Street and South Western Highway became the Waroona Public Library. It remained the Library's home until 1992, when the service relocated to its current premises.

While physical collections remain an important and well-used part of the service, the Library's role has progressively broadened. Today, it provides access to digital collections, public computers, internet services, Wi-Fi and online research resources, alongside community programs and spaces for learning and connection. These services help people access information, develop skills and participate in community life.

This evolution reflects the changing role of public libraries as welcoming and adaptable community spaces. Alongside their enduring focus on books, literacy and learning, libraries provide opportunities for creativity, digital participation, shared experiences and social connection.

3.3 Community Profile

The Waroona Public Library services a community with a diverse mix of ages, households and working arrangements. Understanding this profile helps guide services and activities that encourage participation across generations. The following profile use Australian Bureau of Statistics (ABS) census data for the Shire of Waroona local government area.

3.3.1 Population trends

The Shires population increased from 4,148 in 2016 to 4,234 in 2021, an increase of 86 residents, or approximately 2.1%. Over the same period, the median age increased from 45 to 48 years, indicating an ageing population alongside modest population growth.

For Library planning, this reinforces the importance of supporting established residents while creating opportunities for younger people and families to participate. Activation should focus on the relevance and accessibility of services as well as attracting new members.

3.3.2 Age distribution

In 2021, the Shire's median age was 48 years, compared with 38 years across the state. The population included the following age groups:

Age group	Residents	Approx Proportion
Children aged 0 – 14	696	16.4%
Young people aged 15 – 24	417	9.8%
Adults aged 25 – 64	2,080	49.1%
Seniors aged 65 and over	1,032	24.4%

Age groups have been calculated using ABS five year age bands. Totals differ slightly from the population total because of ABS confidentiality adjustments.

This profile supports a balanced approach activation ensuring that accessible services for older residents are maintained, strengthening early literacy and family participation, and providing activities and spaces that appeal to young people.

3.3.3 Key cohorts

Families and Children

The Shire had 1.131 families in 2021. Couple families with children accounted for 38.4% of families, and one-parent families accounted for 12.7%. Affordable activities, early literacy programs and opportunities for shared learning can help the Library support parents, carers and children. Partnerships with schools and early childhood services can strengthen participation and introduce families to Library resources.

Seniors

With approximately one quarter of residents aged 65 or older, seniors are an important cohort. Accessible collections, comfortable seating, digital assistance and regular social activities can support continued participation. Activities that bring generations together can also provide opportunities to share skills, interests and local knowledge.

Youth

Young people need opportunities to participate in ways that reflect their interests. Study spaces, technology access, creative activities and relevant collections can strengthen the Library's appeal. Involving young people in activity design will help establish which options are most useful and achievable.

Working residents and commuters

In 2021, 62.2% of employed residents drove to work, while 27.9% worked 45 hours or more in the preceding week. These figures describe travel and working patterns, they do not establish how many residents commuted outside the Shire.

For working residents and commuters, program timing and convenient access are important planning considerations. Digital collections, online information, Saturday access and after-hours returns provide flexibility for people with limited weekday availability.

3.4 Community Survey Findings & Strategic Insight

3.4.1 Survey Overview

The 2026 Waroona Public Library Activation Survey received 85 responses, providing insight into community use, satisfaction, awareness and priorities for the Library's future.

The survey captured perspectives from members and non-members, frequent and occasional visitors, and people who had never attended. It explored collections, technology, programs, facilities, opening hours, customer service and opportunities for improvement.

Participation was voluntary, and the findings reflect respondents experiences and preferences rather than a statistically representative sample of the Shire. Not all respondents answered every question. Percentage related to those answering the relevant question or individual item, and multiple response questions may total more than 100%.

The findings inform the priorities in this Plan, with strategic insights identifying opportunities for action rather than commitments to deliver every suggestion.

3.4.2 Age Profile

People aged 31 to 50 formed the largest of the surveyed groups. Almost one quarter of respondents were under 18, while those aged 51 and over represented 37.6%.

The results bring together younger and older perspectives, although people aged 18 to 30 were represented by only four respondents.

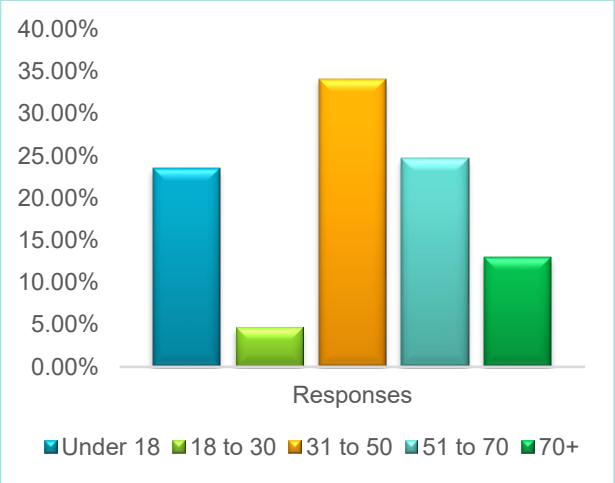

Strategic Insight: Activation should provide opportunities across generations, maintaining services valued by older users while encouraging children, teenagers and families to participate. Targeted engagement with young adults would help identify how the Library could better support work, training, study and social connection.

3.4.3 Location of respondents

Location	Respondents	Percentage
Waroona	72	84.7%
Hamel	7	8.2%
Lake Clifton	1	1.2%
Preston Beach	1	1.2%
Outside the Shire	4	4.7%

The findings primarily reflect respondents living in Waroona at 84.7% respondent rate. Hamel respondents represented the second largest location at only 8.2%. Lake Clifton and Preston Beach each contributed one response, providing limited insight into the needs of those communities.

Strategic Insight: The Library's activation should consider its Shire wide role. Further engagement with outlying communities would help determine whether digital services, occasional activities at other venues or partnerships could improve access. Low survey participation from these locations should not be interpreted as an absence of interest.

3.4.4 Employment and occupation

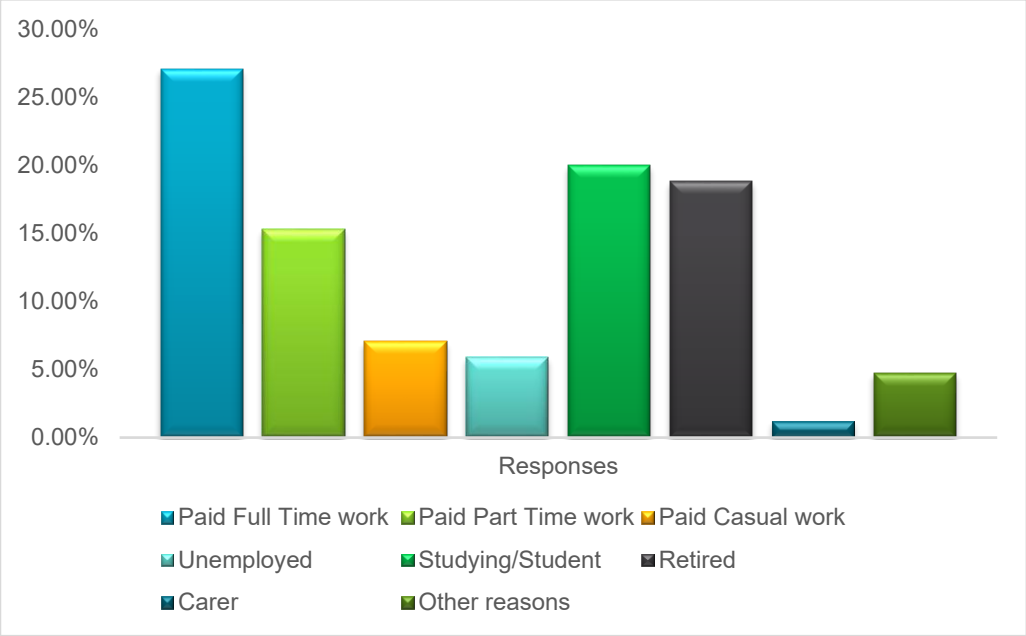

Almost half of respondents selected paid employment. Students and retirees together represented 38.8%, demonstrating the variety of daily commitments among potential Library users. Educational backgrounds were also varied, including secondary schooling, vocational qualifications, diplomas and university qualifications.

Strategic Insight: Program timing will influence participation. A manageable mix of daytime, after school and school holiday activities could reach different groups. Clear information, practical learning opportunities and accessible technology support should accommodate people with different levels of experience and confidence.

3.4.5 Households with children

Thirty seven respondents (43.5%) indicated that they did not live with children. Other respondents selected one or more age categories.

Children aged 5 to 9 were the most frequently selected category. Households with preschool children and teenagers were also represented.

Age of children	Respondents	Percentage
Under 5	15	17.6%
5 – 9	23	27.1%
10 – 12	10	11.8%
13 – 15	15	17.6%
16 – 17	4	4.7%
18 – 19	3	3.5%
20 or over	6	7.1%

As respondents could select multiple categories, the figures cannot be added to determine the number of households with dependent children.

Strategic Insight: Family participation provides an opportunity for activation through early literacy, creative activities and school-age programs. At the same time, the substantial proportion who do not live with children reinforces the importance of adult learning, reading and social opportunities.

3.4.6 Current Library Use

Of the respondents who answered this question, 68.3% were Library users and 31.7% were not.

Twenty-one respondents (25.6%) selected weekly or more frequent visits. Thirty-eight (46.3%) selected less frequent attendance, while twenty-three (28%) had not visited in the preceding year or had never attended.

Thirty respondents (36.6%) had used a library outside the Shire during the preceding year. This demonstrates use of the wider library network but does not, establish dissatisfaction with the Waroona Public Library.

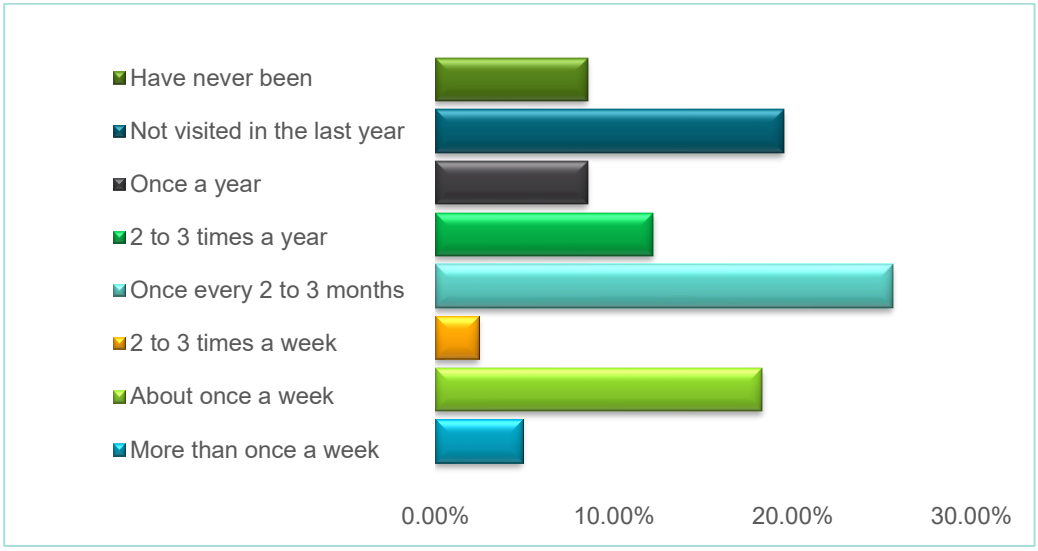

Strategic Insight: There are three audiences for activation, regular uses to retain, occasional users to encourage back, and people with little or no existing connection to the Library. A predictable and consistent activity calendar, visible collection updates and promotion beyond the Library building could help reach a larger audience.

3.4.7 Current Use of Library Services

Physical borrowing of books was the most commonly reported service, followed by computers, photocopying and information assistance.

Service	Respondents	%	Responses
Borrowing items	52	75.4%	69
Public computers	21	33.9%	62
Photocopying	19	30.6%	62
Assistance finding information	17	28.3%	60
Online catalogue	16	26.2%	61
Swap section	14	23.3%	60
Children's activities	11	18.6%	59
Special events	10	17.2%	58
Space for study, tutoring or activities	8	13.8%	58
Wi-Fi	8	13.3%	60
Adult classes or activities	4	6.9%	58
Children's homework resources	4	6.9%	58

Awareness gaps were evident. 21.7% did not know about the swap section, 15.5% were unaware of adult activities, 13.1% were unaware of the online catalogue and 12% did not know about programmed events.

Strategic Insight: The Library already provides services that some respondents have not discovered. Improving visibility and explaining how to access these services may increase participation without substantial additional expenditure. Low reported use should be explored alongside awareness, relevance and timing before decisions are made about expanding or discontinuing a service.

3.4.8 Borrowing and Collection Use

Physical collections were prominent in respondents borrowing choices.

Collection	Respondents	%	Responses
Adult fiction	40	63.5%	63
Adult non-fiction	33	52.4%	63
Children's books	24	41.4%	58
DVDs	22	37.3%	59
Young adult books	17	32.1%	53
Local studies and local history	14	24.6%	57
Magazine or newspapers	10	18.5%	54
Children's puzzles or toys	10	18.2%	55
Reference works	8	14.5%	55
E-books, e-audio and e-film	7	12.7%	55
Literature in languages other than English	3	5.7%	53
Music on CD	3	5.7%	53

Strategic Insight: Maintain the strength of physical collections while improving discovery of digital and specialist resources. Collection displays, introductory guidance and opportunities to suggest titles could support wider use. Survey preferences should be considered alongside borrowing statistics when reviewing collections.

3.4.9 Why people use the Library

The findings show three clear functions, access to reading material, practical assistance and a welcoming place to visit.

Staff service was rated good or very good by 91.5% of respondents. 94.9% described staff as always or usually friendly and approachable. 74.6% indicated that they had asked for help at least sometimes.

Written feedback highlighted helpfulness, knowledge, reading recommendations and personal recognition. Respondents also valued assistance obtaining materials and the opportunity to connect with others.

Strategic Insight: Personal service is an important foundation for activation. Maintaining a welcoming environment and helping people discover relevant resources can strengthen participation without requiring every interaction to become a formal program.

3.4.10 Why some people do not use the Library

Few respondents answered the structured question about never using the Library. Selected reasons included lack of time, limited interest in reading, unsuitable hours, transport or mobility difficulties, uncertainty about services and a perception that the Library did not offer anything they required.

Strategic Insight: Non-use may reflect practical barriers, perceptions of relevance or previous experiences. Promotion should show concrete reasons to visit, including technology access, creative activities, information assistance and social opportunities. Further direct engagement with non-users would help test which changes would make a difference.

3.4.11 Desired children's programs and activities

After school activities attracted the greatest interest amongst those answering. Holiday storytime and Lego activities also received support.

Written suggestions included toddler rhyme time, arts and crafts, workshops for children and teenagers, adult learning, guest authors, shared jigsaws, family history activities and support for external students.

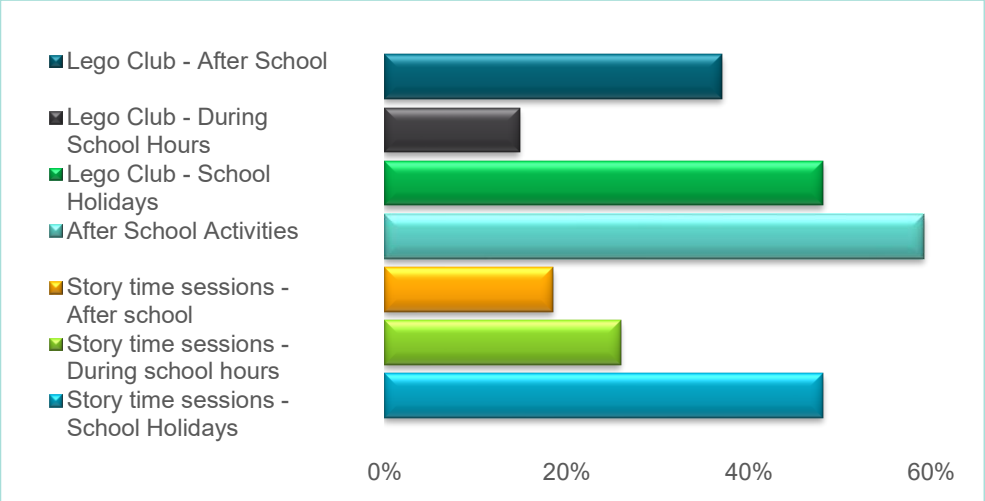

Strategic Insight: Begin with a small number of repeatable activities and assess attendance, feedback and delivery effort. Ready-made resources, guest presenters and partnerships could help broaden opportunities while keeping expectations appropriate to Library Officer roles and available time.

3.4.12 Barriers to participation

Opening hours

Opening hours met the needs of 91.5% of respondents. Suggestions included Monday opening, earlier or later access and reconsideration of the lunchtime closure. These identify particular access needs without demonstrating broad demand for extended opening.

Awareness and confidence

Some respondents were unaware of existing services or perceived the Library as relevant mainly to readers. Clear joining information, practical demonstrations and accessible promotion could help address these barriers.

Strategic Insight: Responses should be targeted to the barrier. Changes should be tested against likely benefit and delivery capacity.

3.4.13 Suggestions for improvement

The feedback provided targeted improvements to the Library experience. A number of suggestions for improvement related to services or activities already available through the Library. This highlights an opportunity to improve the awareness of existing service offering. Regular promotion should explain what is available, how to access it and who may benefit, using a mix of in-Library displays, digital communication and community networks to reach both current and people who do not regularly visit.

Area	Findings and suggestions	Strategic response
Family participation	Suggestions for creative play, refreshed children's collections and stronger school connections.	Review the family experience and explore shared activities with schools.
Comfort and layout	Requests for comfortable seating, quiet areas and study opportunities.	Consider flexible spaces that support both independent and group use.
Children's area	A concern about proximity to automatic doors.	Access layout and supervision considerations.
Collections	Suggestions for greater variety and contemporary youth interests.	Review displays, selection, rotation and access to requested materials.
Promotion	Requests for clearer service information and new title updates.	Establish regular promotion across several channels.
Partnerships	Suggestions involving schools, presenters and learning providers.	Identify achievable collaborations that add expertise and capacity.

Promotion and communication

In person promotion was the most common current information source. Preferred communication channels included social media, the local newspaper and the Shire's website. A combination of channels is determined to be most appropriate to ensure coverage across varied age groups, members and non-members.

3.4.14 Survey findings

The survey identifies the Library as a valued community service, with strengths in borrowing, staff assistance and the Library environment. It also highlights opportunities to broaden participation, improve awareness of existing services and respond to different community interests and access needs. These findings inform the vision and activation objectives set out in Section 4. The survey identifies that the Library is a valued community service with strengths in borrowing, staff assistance and the Library environment. It also identifies opportunities to broader participation, improve awareness and give residents more reasons to visit.



4 Vision and Objectives

4.1 Vision Statement

The Library Activation Plan supports the Shire's vision, "A celebration of natural beauty, country values and vibrant prosperity", and its purpose of creating environments in which community, culture and commerce flourish.

The vision for the Waroona Public Library is:

"A welcoming Library that builds on Waroona's warmth and community spirit, connecting people and inspiring everyone to discover and learn".

This vision reflects the warmth, personal connections and sense of belonging that characterise Waroona. It builds on the Library's valued collections, helpful service and familiar atmosphere, while embracing opportunities for people to explore interests, share knowledge, develop skills and connect with their community.

Activation will preserve the qualities that existing users appreciate while making the Library more relevant to people of all ages, backgrounds and interests across the Shire.

4.2 Activation Objectives

The activation objective focus on improving participation and making greater use of the Library's existing spaces, services and resources. The two principal priorities are to establish consistent programmed activities that bring people into the Library and improve communications so residents understand the full range of services available. Across all objectives, the Plan will maintain the collections, personal service and welcoming atmosphere valued by existing users.



Objective 1 – Activate the Library through consistent programs and activities

Establish a manageable and predictable program that makes the Library a regular destination for learning, creativity and community connection. Building on existing activities and introduce opportunities such as story time that encourages repeat visits and participation across generations. Programming will respond to community interests and balance opportunities for children, young people and families with those relevant to adults and seniors.

Objective 2 – Increase awareness and use of Library services

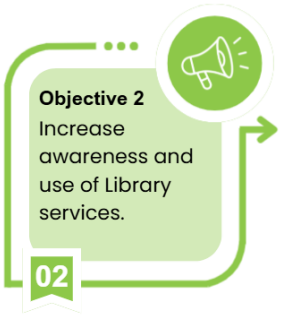

Improve community awareness of the Library's collections, resources, activities and assistance, with particular attention to services already available but less widely recognised. Consistent, regular and accessible messaging across a variety of digital, print and community media will help reach all age groups and accommodate different communication preferences. Promotion will explain what the Library offers, how to access it and the benefits for different users, reaching both existing members and people who do not regularly visit.



Objective 3 – Strengthen community partnerships

Develop collaborative relationships that support programming, promotion and participation. Partnerships will bring additional knowledge, skills and resources to the Library, strengthen connections with local organisations and create opportunities to celebrate Waroona's stories and community interests.

Objective 4 – Improve Physical and Digital Experiences



Make targeted improvements that help people comfortably and confidently use the Library's spaces, collections and technology. Support flexible use for programmed activities, reading, study and informal connection, while making digital resources easier to discover and access. Improvements will build on the existing facility and preserve its welcoming character.



Objective 5 – Extend Community Engagement and Reach

Engage people who use the Library infrequently or not at all to understand how their interests and barriers to participation. Strengthen the Library's relevance to different ages, backgrounds and abilities, including residents outside the Waroona townsite, and use this understanding to inform programming, communication and access.

5 Action Plan and Implementation Framework

5.1 Implementation Framework

The Waroona Library Activation Plan is supported by a structured implementation framework designed to translate strategic directions into practical, staged actions over time. Actions identified in the plan has been drawn from community engagement outcomes and refined to ensure they are deliverable, coordinated and aligned with the Shire's broader strategic planning processes.

Each action has been prioritised having regard to resource availability and alignment with community expectations. This approach enables the Shire to manage competing priorities, respond proactively to emerging issues and opportunities, and ensure that implementation remains realistic and sustainable.

Actions are grouped into four priority levels to guide sequencing, budgeting and decision-making.

Level	Label	Definition
1	Immediate / High	Critical to effective management outcomes and risk mitigation. Intended for delivery within 0 to 12 months.
2	Short-term / Medium	Important actions that support priority outcomes but are not time critical. Intended for delivery within 12 to 24 months.
3	Medium-term / Low	Actions that contribute to longer term improvement or preparedness. Intended for delivery within 24 to 36 months.
★	Ongoing / Opportunistic	Continual or adaptable actions as resources allow.

To assist with implementation planning, actions are also marked to identify key dependencies that may affect delivery timing. These indicators highlight where actions rely on factors beyond routine operational capacity.

Icon	Label	Definition
$	Funding dependent	Delivery is contingent on securing external grant funding or co-investment.
👤	Resource dependent	Delivery requires additional internal resourcing, specialist expertise or staffing capacity.

The delivery of each project/action over the next six years has been considered and categorised using four indicators:

Icon	Label	Definition
●	Plan	Action is in the planning, investigation or concept development stage.
●	Seek Funding	Project sufficiently developed to pursue grant funding, budget allocation, partnerships or other funding sources.
●	Action	Approved implementation, construction, procurement or delivery phase.
●	Monitor / Review	Ongoing management, maintenance, review or performance monitoring.

Together, these indicators provide a clear and consistent framework for tracking progress, reporting to Council and the community, and adapting priorities over time.

5.2 Action plan

Objective 1 Activate the Library through consistent programs and activities

Action	Detail	Priority	Lead	27/28	28/29	29/30	30/31	31/32
1.1	Establish an annual shared Library programming calendar and preparation schedule. Coordinate with the Community Development team's annual calendar to identify complementary activities, avoid clashes and plan shared delivery. Allocate preparation time within available overlapping staff coverage and document job-share handover arrangements.	1	Library Officers / Comm Dev / WRAC	Action	Monitor/ Review	Monitor/ Review	Monitor/ Review	Monitor/ Review
1.2	Introduce a fortnightly story time during school terms, combining reading with a simply rhyme or activity. Use reusable session plans and review timing after the first term.	1	Library Officers	Action	Monitor/ Review	Monitor/ Review	Monitor/ Review	Monitor/ Review
1.3	Retain and consistently promote existing Lego, Book Club and knitting activities. Review attendance and participant preferences annually.	1	Library Officers	Monitor/ Review	Monitor/ Review	Monitor/ Review	Monitor/ Review	Monitor/ Review
1.4	Trial one additional children's activity in each school holiday period, such as themed story time, craft or Lego challenge.	2 $	Library Officers	Plan	Action	Monitor/ Review	Monitor/ Review	Monitor/ Review
1.5	Trial two additional adult or intergenerational activities each year. Where suitable, connect these with Community Development initiatives such as Seniors Week, wellbeing campaigns, local history or creative activities.	2 $	Library Officers	Plan	Action	Monitor/ Review	Monitor/ Review	Monitor/ Review
1.6	Develop one activity with young people, seeking input through local schools, youth services or Community Development engagement. Consider linking the trial with Youth Week or an existing youth initiative.	2 $	Library Officers	Plan	Action	Monitor/ Review	Monitor/ Review	Monitor/ Review

Objective 2 Increase awareness of and use of Library services

Action	Detail	Priority	Lead	27/28	28/29	29/30	30/31	31/32
2.1	Prepare a plain language “Discover your Library” guide covering membership, opening hours, activities, digital resources, practical services and One Library access. Provide printed and online versions.	1	Library Officers/ DCDS	Action	Monitor/ Review	Monitor/ Review	Monitor/ Review	Monitor/ Review
2.2	Establish a communications schedule using social media, the Shire website, Library displays and available local print channels. Include upcoming activities and at least one existing service feature each month.	1	Library Officers / EA	Action	Monitor/ Review	Monitor/ Review	Monitor/ Review	Monitor/ Review
2.3	Promote recurring activities before each term and provide reminders through appropriate channels. Clearly identify dates, intended audience, cost, booking requirements (if any) and contact details.	2 $	Library Officers / EA	Plan	Action	Monitor/ Review	Monitor/ Review	Monitor/ Review
2.4	Refresh the entrance or collection display monthly to highlight new titles, community interests, local history or resources linked to upcoming activities.	1	Library Officers	Monitor/ Review	Monitor/ Review	Monitor/ Review	Monitor/ Review	Monitor/ Review
2.5	Survey new members and ask activity participants how they heard about the Library or event. Use the information to identify useful communication channels.	1	Library Officers	Action	Monitor/ Review	Monitor/ Review	Monitor/ Review	Monitor/ Review
2.6	Include Library promotional information in suitable existing Shire facilities (Shire Admin Office, WRAC & Visitor Centre).	1	Library Officers	Action	Monitor/ Review	Monitor/ Review	Monitor/ Review	Monitor/ Review
2.7	Review Library lunch break closure and any potential impact on budget.	1	DCDS	Action	Monitor/ Review	Monitor/ Review	Monitor/ Review	Monitor/ Review

Objective 3 Strengthen Community Partnerships

Action	Detail	Priority	Lead	27/28	28/29	29/30	30/31	31/32
3.1	Hold an annual planning session discussion between Library Services, the Community Development team and the WRAC team to identify shared priorities, calendar opportunities, collaboration opportunities and resource contributions.	1	Library Officers / Comm Dev / WRAC	Action	Monitor/ Review	Monitor/ Review	Monitor/ Review	Monitor/ Review
3.2	Establish and maintain a partnership contact list, drawing on existing Shire relationships with schools, early childhood services, community groups, the Community Resource Centre and Historical Society. Use relevant interagency networks to seek partners for identified Library activities.	1	Library Officers	Action	Monitor/ Review	Monitor/ Review	Monitor/ Review	Monitor/ Review
3.3	Offer local schools and early childhood services a Library introduction, group visit or resource demonstration, with membership and program information to share with families.	2	Library Officers	Monitor/ Review	Monitor/ Review	Monitor/ Review	Monitor/ Review	Monitor/ Review
3.4	Seek to deliver one local history display, community story telling display or activity each year with the Historical Society or other local contributors. Coordinate with relevant community celebrations where practical.	3	Library Officers	Plan	Plan	Action	Monitor/ Review	Monitor/ Review
3.5	Through established Shire relationships and cultural protocols, discuss opportunities with local Aboriginal representatives and organisations for an agreed Library contribution to cultural learning or community celebrations.	1	Library Officers	Action	Monitor/ Review	Monitor/ Review	Monitor/ Review	Monitor/ Review
3.6	Establish a small pool of potential presenters and activity partners, including people who can support practical learning, creativity, wellbeing or digital safety. Record availability, costs and delivery requirements.	2	Library Officers	Plan	Action	Monitor/ Review	Monitor/ Review	Monitor/ Review
3.7	Include Library Officers in relevant consortium or library network learning opportunities. Undertake at least one targeted development activity annually, including shared training with other Shire teams where relevant.	1	Library Officers	Monitor/ Review	Monitor/ Review	Monitor/ Review	Monitor/ Review	Monitor/ Review

Objective 4 Improve physical and digital experiences

Action	Detail	Priority	Lead	27/28	28/29	29/30	30/31	31/32
4.1	Conduct a practical review of the physical setup of the Library, checking movement, seating, signage, children's area, supervision, study spaces and activity setup. Prepare a prioritised improvement list.	1 $	Library Officers	Action	Monitor/ Review	Monitor/ Review	Monitor/ Review	Monitor/ Review
4.2	Implement feasible changes using existing furniture and resources including clear signage and a consistent setup for story time and small activities.	2	Library Officers	Plan	Action	Monitor/ Review	Monitor/ Review	Monitor/ Review
4.3	Prepare a staged furniture and equipment replacement list based on condition, accessibility and program needs. Submit priority purchases through annual budget planning.	3 $	DCDS		Plan	Action	Monitor/ Review	Monitor/ Review
4.4	Offer a short digital introduction to new members focused on accessing online library services.	1	Library Officers	Action	Monitor/ Review	Monitor/ Review	Monitor/ Review	Monitor/ Review
4.5	Provide information to members on how to use the online catalogue and monitor use to provide statistical information.	1	Library Officers	Action	Monitor/ Review	Monitor/ Review	Monitor/ Review	Monitor/ Review
4.6	Assess whether the Library's existing premises remain suitable for current and anticipated use, considering five-year visitation and participation trends, peak attendance, accessibility and competing space needs. Identify whether further investigation of layout changes, shared facilities or expansion is warranted.	3	DCDS					Plan

Objective 5	Extend community engagement and reach

Action	Detail	Priority	Lead	27/28	28/29	29/30	30/31	31/32
5.1	Regularly review and update Library services information on the Shire's website and investigate whether the Shire's facebook page or a dedicated Library facebook page is more appropriate.	1	Library Officers / EA	Action	Monitor/ Review	Monitor/ Review	Monitor/ Review	Monitor/ Review
5.2	Introduce a simple ongoing feedback option, available in print and online. Use a consistent approach to activity evaluation with the Community Development team where practical, allowing feedback to be collected through shared events without duplicate surveys.	1	Library Officers / EA	Action	Monitor/ Review	Monitor/ Review	Monitor/ Review	Monitor/ Review
5.3	Seek input from young adults, non-users and residents from outside the Waroona townsite through existing groups, events and communication networks. Use findings to refine Library programming, promotion and access.	2	Library Officers	Plan	Action	Monitor/ Review	Monitor/ Review	Monitor/ Review
5.4	Provide Library promotional material (posters, pamphlets etc) at outlying locations (Preston Beach Community Centre, Lake Clifton Community Centre, Waroona Community Centre).	1	Library Officers	Action	Monitor/ Review	Monitor/ Review	Monitor/ Review	Monitor/ Review
5.5	Establish a brief welcome and orientation checklist so all staff consistently explain membership, key resources and how to obtain assistance.	1	Library Officers	Action	Monitor/ Review	Monitor/ Review	Monitor/ Review	Monitor/ Review

5.3 Five-year delivery sequence

Year	Focus
Year 1 – Establish consistency	Introduce regular story time, consolidate the activity calendar, establish regular promotion (monthly), improve service information and complete the space and access review.
Year 2 – Broaden opportunities	Introduce selected adult and youth trials, develop partner supported activities, provide digital introductions and seek targeted community feedback.
Year 3 – Consolidate and assess	Continue successful activities, assess an outreach trial and complete a mid-term review of participation, workload, costs and priorities.
Year 4 – Refine and respond	Adjust the program and communication approach, follow up underrepresented groups and progress approved improvements.
Year 5 – Evaluate and review	Assess five-year outcomes, identify activities to retain and prepare priorities for the next planning period.

5.3 Monitoring and review

During the first three months, establish a simple baseline using available membership, borrowing and visitation statistics. Where consistent records are not already maintained, begin collection.

Program records will capture session numbers, attendance, direct costs and approximate preparation and delivery time. Attendance figures will distinguish total attendance from unique participants where practical.

Measure	Review approach
Consistency of programming	Compare planned and delivered sessions each term and record reasons for cancellations.
Participation	Review attendance by activity and intended audience, assess repeat participation where practical.
Promotion	Check monthly delivery across communication channels and review promotional information.
Service use	Compare available membership, borrowing, digital use and visitation figures using consistent reporting periods.
Community experience	Use brief activity feedback and a regular feedback exercise to identify strengths and improvements.
Delivery capacity	Review preparation time, direct costs, staff workload and partner contributions before expanding commitments.

Progress will be reviewed through the annual Performance and Development review process and reported through the Corporate Business Plan. A mid-term review in year 3 (2029/30) will assess whether priorities and delivery targets remain appropriate. The year 5 (2031/32) review will information the next Library Activation Plan.

Numerical growth targets will be set after the baseline is confirmed. Success will also be assessed through reliable delivery, improved service awareness, positive experiences and sustainable use of staff time and resources.





Shire of Waroona
Administration: 52 Hesse St, Waroona
Postal: PO Box 20, Waroona WA 6215
Ph: (08) 9733 7800
Email: warshire@waroona.wa.gov.au Web: www.waroona.wa.gov.au


SOUTH WESTERN HWY
Subject Property
KINGS PL
KING ST
HAIR ST
MILL ST
MCNEILL RD
DRAKE RD

TYPE OF CONSTRUCTION
TYPE C CLASSES 7b & 5
WAREHOUSE & OFFICE

AREA

SITE AREA:	**1,173.60M²**

PROPOSED AREA

WAREHOUSE-	264.00M²
OFFICE-	66.00M²
OFFICE AWNING-	8.64M²
AWNINGS-	90.00M²
TOTAL-	**428.64M²**

SITE COVERAGE:

TOTAL ASSESSED SITE-	1,173.60M²
PROPOSED COVERAGE:	428.64M²
RATIO:	**36.52%**

CARPARKING REQUIREMENTS
COUNCIL/SHIRE:
SHIRE OF WAROONA
BUILDING CLASSIFICATION:
7b WAREHOUSE & 5 OFFICE

WAREHOUSE PROPOSED AREA

WAREHOUSE-	264.00M²
TOTAL PROPOSED-	**264.00M²**

OFFICE PROPOSED AREA

WAREHOUSE-	66.00M²
TOTAL PROPOSED-	**66.00M²**

NEW REQUIRED CARBAYS

OFFICE @ 1:50	1.32
WAREHOUSE 1:100	2.64
TOTAL CARBAYS REQUIRED	**3.96**
TOTAL CARBAYS REQUIRED-	**4**

TOTAL CARBAYS SUPPLIED

CARBAYS SUPPLIED	5
DISABLED CARBAYS SUPPLIED	1
TOTAL CARBAYS SUPPLIED	**6**

CARPARKING REQUIREMENTS COMPLIES

LOT 21, #14
SOUTH WESTERN HIGHWAY
WAROONA WA

BLOCK SIZE- 2,079.00M²
DIAGRAM: 10716
VOL: 1064
FOLIO: 857

R CODES / RESIDENTIAL DESIGN CODES:
SHOULD THIS PROPOSED DESIGN CONTRAVENE THE R CODES DESIGN POLICY, AN APPLICATION WILL HAVE TO BE MADE TO THE LOCAL GOVERNMENT AUTHORITY, BEING THE SHIRE OF WAROONA FOR ASSESSMENT & APPROVAL.
PLEASE NOTE THAT THERE ARE ADDITIONAL COSTS SHOULD THIS BE REQUIRED.

NOTES:
LANDSCAPING & GARDENS
AS PER SITE PLAN
"BY BUILDER"

PROPERTY NOTES:
LOT 21, #14 SOUTH WESTERN HIGHWAY IS A VACANT BLOCK OF LAND SITUATED IN WAROONA.
THE BLOCK IS FACES WEST (SOUTH WESTERN HWY) & EAST (KING PLACE), THE BLOCK IS ELEVATED WITH AN APPROX 7M INCLINE FROM SOUTH WESTERN HWY TO KING PLACE.
THE BLOCK HAS BEEN CLEARED OF TREES.
THE BLOCK IS ON RETICULATED WATER & SEWER MAINS.

DRAINAGE NOTES:
PLEASE NOTE THAT THE INDICATED LEVELS ARE APPROXIMATE AND SHOULD CONFIRMED WITH CIVIL ENGINEER AND BUILDER ON SITE.
ALL SOAKWELLS ARE INTERCONNECTED AND DOWNPIPES ARE TO RUN TO EITHER SOAKWELLS OR NOMINATED POLY TANKS. REFER BUILDERS SPECIFICATION AND CIVIL ENGINEERS DRAWINGS.

RUN-OFF CALCULATIONS

SOAKWELL TYPE	No.	TOTAL m3 (EACH SW)
1800 (D) X 1800 (W)	3	4.58m3
1200 (D) X 1800 (W)	2	2.03m3
TOTAL CAPACITY		17.80m3
TOTAL ROOF SURFACE AREA		430.01m2
TOTAL EXPOSED SURFACE AREA		529.00m2
TOTAL OVERALL AREA		959.01m2
CAPACITY REQUIRED- (AREA X RAINFALL FACTOR)		
TOTAL OVERALL AREA		RAINFALL FACTOR
980.02m2		0.031
TOTAL CAPACITY REQUIRED		12.59m3
CAPACITY PROVIDED- CAPACITY - REQUIRED CAPACITY		
		5.21m3 (OVER)
		CRITERIA MET

ADDITIONAL SOAKWELL NOTES:
ALL NEW SOAKWELLS ARE TO BE INTERCONNECTED.

- 3 X TANKS TO BE 1800(DIA) X 1800(D) W/ TRAFFICABLE LIDS AND CAST IRON GRATE INSERTS/ MANHOLES
- 2 X TANKS TO BE 1800(DIA) X 1200(D) W/ TRAFFICABLE LIDS AND CAST IRON GRATE INSERTS/ MANHOLES

PLEASE NOTE THAT TO CONFIRM ACTUAL REQUIREMENTS, A HYDRAULIC ENGINEER OR CIVIL ENGINEER IS CONSULTED TO CONFIRM STORMWATER ADEQUACY.

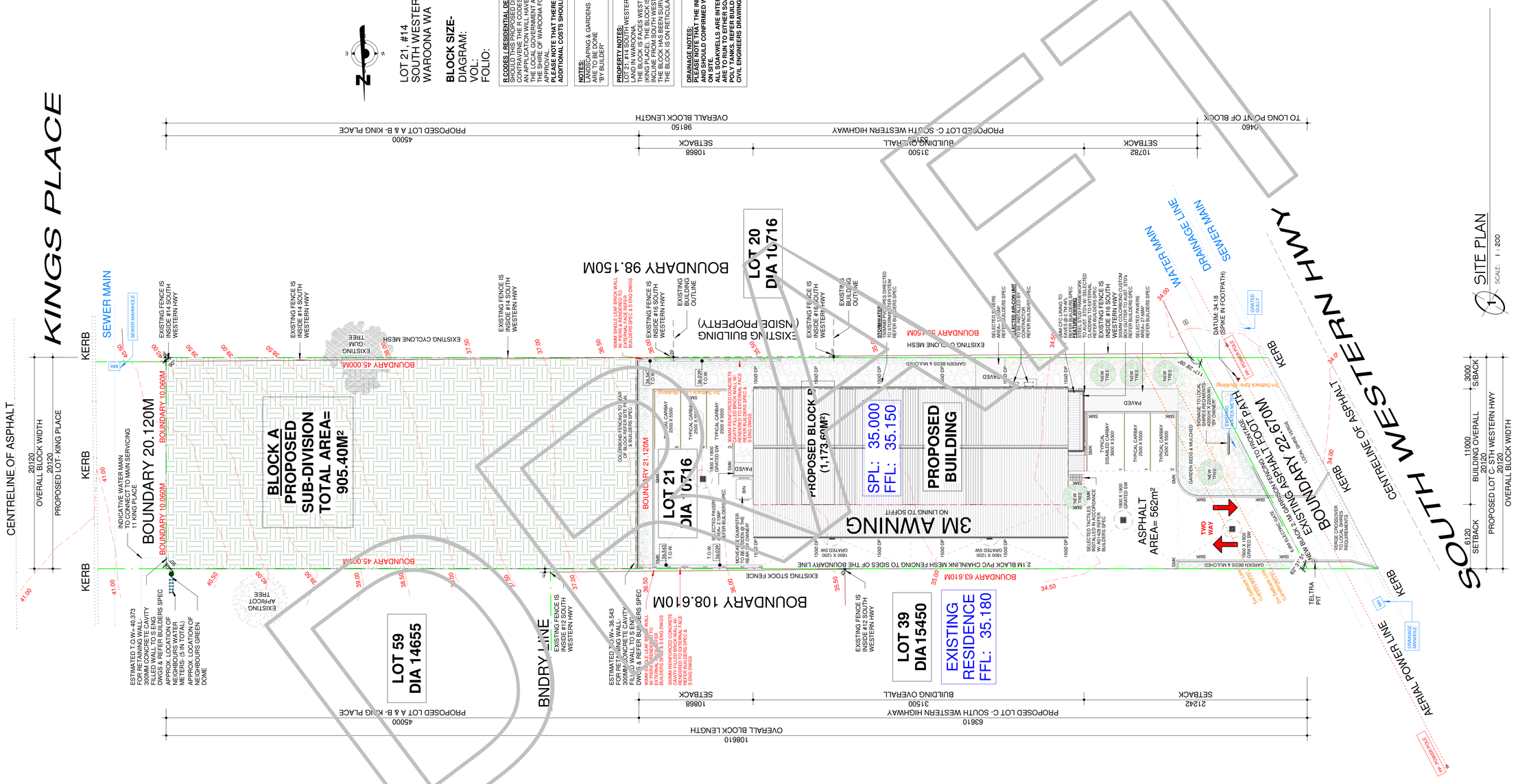

1 SITE PLAN
SCALE: 1:200

GENERAL NOTES

1. All dimensions on plan, new and existing to be checked on site prior to the commencement of works.
2. Any discrepancies on drawings to be reported to Draftsperson immediately.
3. Draftsperson accepts no liability for expenses/costs incurred due to failure to comply with items 1 & 2.
4. Draftsperson accepts no responsibility for any copyright infringement notice lodged against floor plans and the like prepared in accordance with owners instructions.
5. All works to comply with Current BCA/NCC Regulations, relevant Australian Standards and requirements of Local and Government Authorities.
6. Use figured dimensions in preference to scaled dimensions.
7. All materials, fixtures, fittings and building components to conform and be supplied and installed in accordance with manufacturers specifications.
8. All work to be carried out by qualified building tradespeople.
9. All work to conform to OSH Act of 1984.
10. These set of drawing are to be read in conjunction with specifications.

CLIENT NOTE
ALL DIMENSIONS STATED ON THIS DRAWING RELATE TO BRICKWORK SETOUT ONLY. NO ALLOWANCE IS MADE FOR ADDITIONS OF PLASTER OR WALL FINISH WHERE THESE APPLY.
CARE SHOULD BE TAKEN TO INCLUDE SUCH ALLOWANCE IN CALCULATION FOR CLEARANCE REQUIRED FOR FUTURE FITTINGS

ALL TRADESMAN
ALL WORKS TO BE CARRIED OUT IN A TRADESMAN LIKE MANNER AND MEET THE AUSTRALIAN STANDARDS.

ROOF PLUMBER NOTE
FINAL POSITION OF RWP'S TO BE DETERMINED BY ROOF PLUMBER ON SITE. INSTALLED AS PER AS 3500.

PLUMBER NOTE
FINAL POSITION OF FW's AND PIPE TO BE DETERMINED BY PLUMBER ON SITE. ALL WORK TO BE CARRIED OUT BY LICENSED PLUMBER.

FRAMING & ROOF CARPENTER NOTE
ALL WORKS TO BE CARRIED OUT IN A TRADESMAN LIKE MANNER AND MEET THE AUSTRALIAN STANDARDS AS1684

ELECTRICIAN NOTE
ALL WORK WILL BE CARRIED OUT BY a LICENSED ELECTRICIAN.

SMOKE ALARMS
SHALL BE INSTALLED TO:
- COMPLY WITH AS3786-1 1993. SMOKE ALARM.
- BE HARDWIRED TO MAINS POWER.
- HAVE A BATTERY BACKUP.
- ALL WITHIN HOUSE SMOKE ALARMS TO BE INTERCONNECTED.

EXHAUST FANS
SHALL BE INSTALLED & FLUMED TO EXTERNAL AIR.

WIND LOADING
REFER TO S ENG DWG's FOR WIND LOADING DETAILS.

© COPYRIGHT
THESE PLANS REMAIN THE SOLE PROPERTY OF NEWSCAPE DESIGN GROUP AND CANNOT BE USED UNLESS PRIOR WRITTEN CONSENT AND AGREEMENT BY ALL PARTIES.

No.	Description	Date
1	ISSUED TO CLIENT FOR REVIEW	08/05/2026
2	REDESIGN AS PER CLIENT INSTRUCTION- 30 x 11 SHED- SET CHANGE TO SET D	23/07/2026
3	DA PREP 4 AMENDS TO DRAWINGS	17/08/2026

DRAWING TYPE:

DESIGN DRAWINGS

REQUIRES DA:	YES
CLIENT APPROVAL:	TBA
APPROVAL DATE:	TBA
DA APPROVAL DATE:	TBA
DA APP NO:	TBA

ENERGY ASSESSMENT

ASSESSMENT DATE:	TBA
STAR RATING:	TBA
CERTIFICATE OF TITLE DETAILS:	
PLAN/DIAGRAM: 10716	
VOL: 1064	FOLIO: 857

SPECIAL NOTES- TERMITE TREATMENT
Termite treatment is to be carried out in accordance with AS3660.1-2014 including pre slab treatment, perimeter treatment and physical termite barrier on any parapet / boundary walls.

PROPOSED CONSTRUCTION

CLIENT NAME/S:
TENDEKA HOLDINGS PTY LTD- KIM BULLER
PROPOSED ADDRESS:
LOT 21, #14 SOUTH WESTERN HIGHWAY WAROONA WA 6215

BAL (BUSHFIRE ATTACK LEVEL ASSESSMENT)

DATE BAL COMPLETED:	NOT REQ'D
DETERMINED BAL LEVEL:	NOT REQ'D

COUNCIL/SHIRE:

LOCAL AUTHORITY:	SHIRE OF WAROONA
NCC CLASS/ES:	7b & 5

DRAWING STATUS:

BUILDER: Anderson Construction
Contact: John Anderson
Phone: 08 9534 9990
Email: john@anderson.com.au
Mobile: 0416 195 466
ANDERSON CONSTRUCTION BRN: 103066

DRAFT- NOT FOR CONSTRUCTION

SET:	"D" REV1.0
DATE:	17TH AUGUST 2026
Scale:	As indicated
DWG NAME:	DA- DESIGN DWG's
BUILDER:	ANDERSON CONSTRUCTION

Project: 2026-C34
Dwg No. D-101
DRAWN BY: Daniel Wheatley
SHEET SIZE: A1

NDG newscape design group

LANDSCAPING LEGEND

TREES AND PLANTS SPECIES

SYMBOL	DESCRIPTION
	GROUND COVER: SPIECES: TO BE DETERMINED QTY: AS REQUIRED
	SHADE TREES: SPIECES: MORE MATURE TREES TO BE DETERMINED QTY: 5 NOTES: 6 CARBAYS @ 1 SHADE TREE PER 4 BAYS= 1.5 TREES HOWEVER WE HAVE PROVIDED A TOTAL OF 5.
	GROUND COVER: SPIECES: TO BE DETERMINED QTY: AS REQUIRED AREA: FRONT BEHIND FRONT FENCE AROUND OFFICE SPACE
	GROUND COVER: SPIECES: TO BE DETERMINED QTY: AS REQUIRED AREA: FRONT BEHIND FRONT FENCE AROUND OFFICE SPACE
	PAVING: 400-600MM SELECTED PAVING REFER BUILDERS SPEC AREA: AS NOTED ON LANDSCAPING SITE PLAN
	ASPHALT AREA: ASPHALT AREA: CARPARK & AROUND BUILDING AS NOTED ON LANDSCAPING SITE PLAN
	GARDEN NOTES: ALL GARDEN BEDS TO BE MULCHED AREA: AS NOTED ON LANDSCAPING SITE PLAN
	COUNCIL VERGE NOTES: AREAS TO BE GRASS OUTSIDE OF FENCE LINE- COUNCIL VERGE. AREA: AS NOTED ON LANDSCAPING SITE PLAN

IRRIGATION NOTES:
THE NOMINATED LANDSCAPE CONTRACTOR WILL PROVIDE IRRIGATION TO TREES AND PLANTS AS REQUIRED. THE MAIN WATER SOURCE IN THIS AREA IS RETICULATED MAINS WATER.

SPECIAL NOTES:
PLEASE NOTE THIS IS ONLY A GUIDE. THE FINAL LANDSCAPE DESIGN WILL BE DONE BY THE NOMINATED CONTRACTOR. THE PLANT SPECIES WILL BE IN ACCORDANCE WITH SHIRE OF WAROONA'S PLANTING GUIDE/SCHEDULE.

LANDSCAPING CALCULATIONS

ADDRESS:	LOT 21, #14 SOUTH WESTERN HIGHWAY
OWNER:	TENDEKA HOLDINGS PTY LTD
BLOCK NAME:	BLOCK "C"
BLOCK SIZE (M²) :	1,173.60M²

% COUNCIL REQUIREMENTS OF TOTAL LOT	10%
COUNCIL REQUIREMENTS PER M²:	117.36m²
TOTAL LANDSCAPING AREAS @ 10%	m²
FRONT & NORTH SIDE- SOUTH WESTERN HWY	254.66m²
INCLUDES DOWN EACH SIDE OF WAREHOUSE BUILDING	
PAVING AROUND THE BUILDING	41.28m²
TOTAL LANDSCAPED AREA	**295.94m²**
TOTAL LANDSCAPING ACHIEVED	295.94m²
TOTAL REQUIRED FOR 10%	117.36m²
UNDER OR OVER m²	178.58m² (over)
TOTAL LANDSCAPED % (TOTAL LANDSCAPING)	25.22%
	COMPLIES

LANDSCAPING NOTES:
PAVING TYPE- TO BE LAID IN A HERRINGBONE PATTERN.
PAVERS- REFER TO BUILDERS SPECIFICATION.
TREES- REFER TO LANDSCAPING CONTRACTORS PLAN & BUILDERS SPECIFICATION.
PLANTS- REFER TO LANDSCAPING CONTRACTORS PLAN & BUILDERS SPECIFICATION.
MULCH- REFER TO LANDSCAPING CONTRACTORS PLAN & BUILDERS SPECIFICATION.
FENCING- REFER TO BUILDERS SPECIFICATION.
ASPHALT- REFER TO BUILDERS SPECIFICATION.
DRAINAGE- REFER TO CIVIL ENGINEERS DRAWINGS & BUILDERS SPECIFICATION.
CARBAYS- TO MEET AUSTRALIAN STANDARDS AS2890.1
CONCRETE KERB- REFER TO BUILDERS SPECIFICATION.
ELECTRIC GATES- REFER TO BUILDERS SPECIFICATION.

CONCRETE CROSSOVER:
CONCRETE CROSSOVER TO BE 200MM THICK W/ DOUBLE REINFORCEMENT MATS AS WELL AS MEET SHIRE OF MURRAYS CROSSOVER REQUIREMENTS.
REFER TO STRUCTURAL ENGINEERS DRAWINGS FOR DETAILS

LOT 21, #14
SOUTH WESTERN HIGHWAY
WAROONA WA

BLOCK SIZE- 2,079.00M²
DIAGRAM: 10716
VOL: 1064
FOLIO: 857

R CODES (RESIDENTIAL DESIGN CODES):
CONSTRUCTION TO BE TO R CODES DESIGN POLICY, CONTRAVERE THE R CODES DESIGN POLICY, AN APPLICATION WILL HAVE TO BE MADE WITH THE LOCAL GOVERNMENT AUHTORITY, BEING THE SHIRE OF WAROONA FOR ASSESSMENT & APPROVAL.
PLEASE NOTE THAT THERE ARE ADDITIONAL COSTS SHOULD THIS BE REQUIRED.

NOTES:
LANDSCAPING & GARDENS ARE TO BE DONE "BY BUILDER"

PROPERTY NOTES:
LOT 21 #14 SOUTH WESTERN HIGHWAY IS A VACANT BLOCK OF LAND IN WAROONA
THE BLOCK IS FACES WEST (SOUTH WESTERN HWY) & EAST (KINGS PLACE) IS RELATIVELY FLAT WITH A APPROX 7M INCLINE FROM SOUTH WESTERN HWY TO KING PLACE
THE BLOCK HAS BEEN SURVEYED BY BE SURVEYS.
THE BLOCK IS ON RETICULATED WATER & SEWER MAINS.

DRAINAGE NOTES:
PLEASE NOTE THAT THE INDICATED LEVELS ARE APPROXIMATE AND SHOULD COMPRISED WITH CIVIL ENGINEER AND BUILDER ON SITE.
ALL SOAKWELLS ARE INTERCONNECTED AND DOWNPIPES ARE TO RUN TO EITHER SOAKWELLS OR NOMINATED POINTS AS PER ENGINEERS SPECIFICATION AND CIVIL ENGINEERS DRAWINGS.

TYPE OF CONSTRUCTION
TYPE C CLASSES 7b & 5
WAREHOUSE & OFFICE

AREA

SITE AREA:	**1,173.60M²**
PROPOSED AREA	
WAREHOUSE-	264.00M²
OFFICE-	66.00M²
OFFICE AWNING-	8.64M²
AWNINGS:	90.00M²
TOTAL-	**428.64M²**
SITE COVERAGE:	
TOTAL ASSESSED SITE-	1,173.60M²
PROPOSED COVERAGE:	428.64M²
RATIO:	**36.52%**

CARPARKING REQUIREMENTS
COUNCIL/SHIRE:
SHIRE OF WAROONA
BUILDING CLASSIFICATION:
7b WAREHOUSE & 5 OFFICE

WAREHOUSE PROPOSED AREA	
WAREHOUSE-	264.00M²
TOTAL PROPOSED-	**264.00M²**
OFFICE PROPOSED AREA	
WAREHOUSE-	66.00M²
TOTAL PROPOSED-	**66.00M²**
NEW REQUIRED CARBAYS	
OFFICE @ 1:50	1.32
WAREHOUSE 1:100	2.64
TOTAL CARBAYS REQUIRED	**3.96**
TOTAL CARBAYS REQUIRED-	**4**
TOTAL CARBAYS SUPPLIED	
CARBAYS SUPPLIED	5
DISABLED CARBAYS SUPPLIED	1
TOTAL CARBAYS SUPPLIED	**6**

CARPARKING REQUIREMENTS COMPLIES

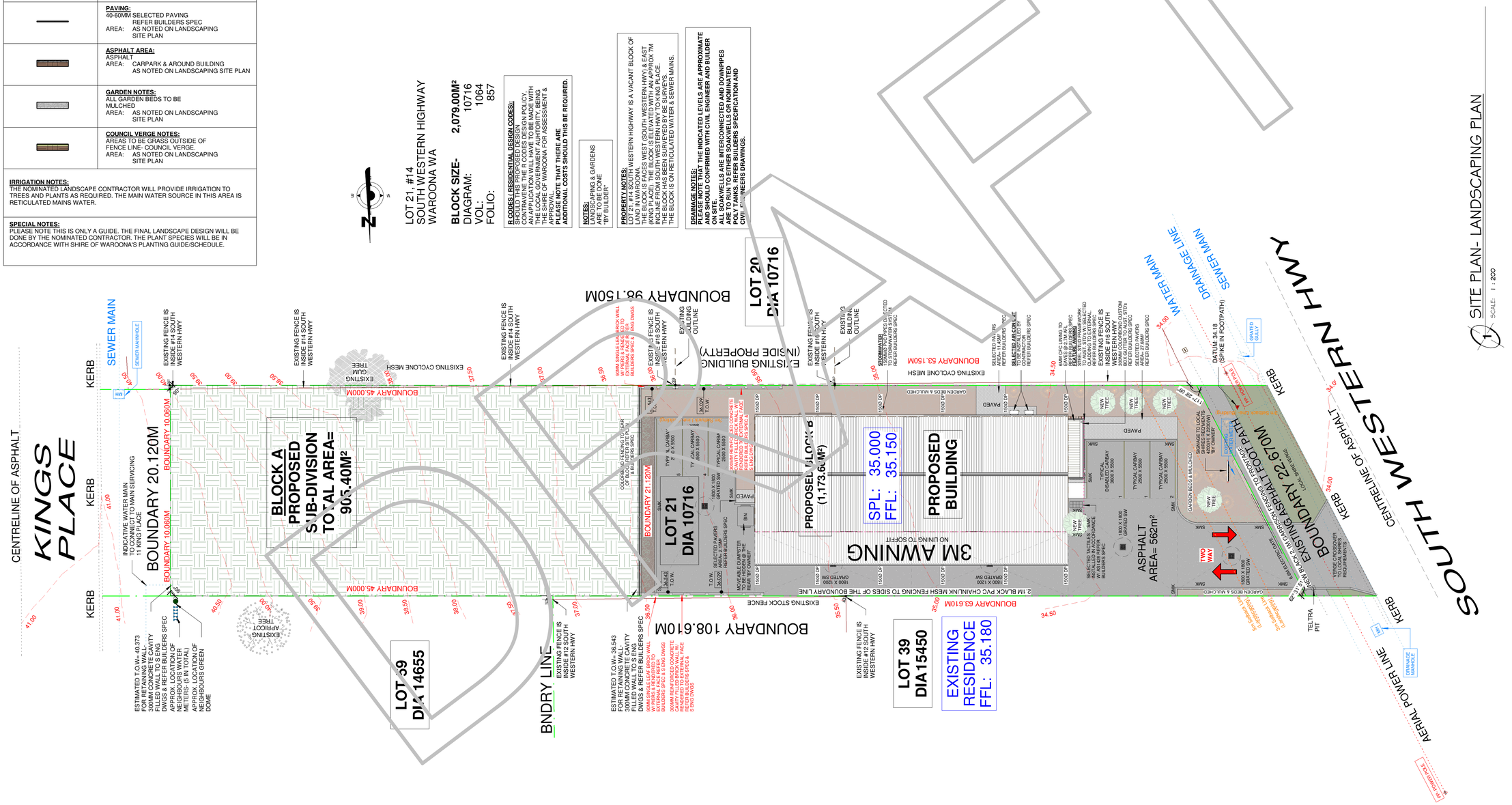
SITE PLAN- LANDSCAPING PLAN
SCALE: 1:200
SOUTH WESTERN HWY
CENTRELINE OF ASPHALT
KINGS PLACE
CENTRELINE OF ASPHALT
BOUNDARY 98.150M
BOUNDARY 108.610M
BOUNDARY 63.610M
BOUNDARY 53.150M
BOUNDARY 22.670M
BOUNDARY 45.000M
BOUNDARY 20.120M
BOUNDARY 10.060M
BOUNDARY 21.120M
LOT 21 DIA 10716
LOT 39 DIA 14655
LOT 39 DIA15450
LOT 20 DIA 10716
PROPOSED BUILDING
PROPOSED BLOCK B (1,173.6M²)
BLOCK A PROPOSED SUB-DIVISION TOTAL AREA= 905.40M²
EXISTING BUILDING (INSIDE PROPERTY)
EXISTING RESIDENCE FFL: 35.180
SPL: 35.000
FFL: 35.150
3M AWNING
NO LINING TO SOFFIT
ASPHALT AREA= 562m²
EXISTING FENCE IS INSIDE #14 SOUTH WESTERN HWY
EXISTING FENCE IS INSIDE #16 SOUTH WESTERN HWY
EXISTING FENCE IS INSIDE #12 SOUTH WESTERN HWY
EXISTING CYCLONE MESH
EXISTING STOCK FENCE
2 1M BLACK PVC CHAINLINK MESH FENCING TO SIDES OF THE BOUNDARY LINE
BNDRY LINE
SEWER MAIN
SEWER MANHOLE
WATER MAIN
DRAINAGE LINE
OVERHEAD POWER LINE
KERB
EXISTING GUM TREE
APRICOT TREE
TWO WAY
TELTRA PIT
DRAINAGE SOAKWELL
DRAINAGE MANHOLE
DATUM= 34.18 (SPIKE IN FOOTPATH)
INDICATIVE WATER MAIN TO CONNECT TO MAIN SERVICING 11 KING PLACE
ESTIMATED T.O.W.= 40.373 EXISTING RETAINING WALL 300MM CONCRETE CAVITY FILLED WALL TO S ENG DWGS & REFER BUILDERS SPEC APPROX. LOCATION OF NEIGHBOURS WATER METERS- (5 IN TOTAL)
APPROX. LOCATION OF NEIGHBOURS GREEN DOME
ESTIMATED T.O.W.= 36.543 EXISTING RETAINING WALL 300MM CONCRETE CAVITY FILLED WALL TO S ENG DWGS & REFER BUILDERS SPEC
ESTIMATED T.O.W.= 36.543 EXISTING RETAINING WALL 300MM CONCRETE CAVITY FILLED WALL TO S ENG DWGS & REFER BUILDERS SPEC
90MM SINGLE LEAF BRICK WALL W PIERS & RENDERED TO EXTERNAL FACE REFER BUILDERS SPEC & S ENG DWGS
300MM REINFORCED CONCRETE RETAINING WALL & RENDERED TO EXTERNAL FACE REFER BUILDERS SPEC & S ENG DWGS
TYP'S 4L CARBAY 2.6 X 5.500
TYP'S 2DL CARBAY 2600 X 5500
TYPICAL CARBAY 2500 X 5500
300MM REINFO CONCRETE RETAINING WALL & RENDERED TO EXTERNAL FACE REFER BUILDERS SPEC & S ENG DWGS
1800 X 1800 GRATED SW
SELECTED PAVERS AREA= 21.9M² REFER BUILDERS SPEC
ROLYBIN ENCLOSURE TO BE BUILT AT REAR "BY OWNER"
COLORBOND FENCING TO TOP OF BLOCK REFER SITE PLAN & BUILDERS SPEC
1500 DP
1800 X 1200 GRATED SW
PAVED
SMK
BIN
GARDEN BEDS & MULCHED
NEW TREE
TYPICAL CARBAY 2500 X 5500
TYPICAL CARBAY 3600 X 5500
SMK 1
SMK 2
1800 X 1800 GRATED SW
SELECTED TACTILES INSTALLED IN ACCORDANCE WITH BUILDERS SPEC
SELECTED PAVERS AREA= 27.66M² REFER BUILDERS SPEC
SELECTED ALUMINIUM POLE TO BE INSTALLED BY BUILDER REFER BUILDERS SPEC
SELECTED PAVERS AREA= 11.45M² REFER BUILDERS SPEC
SIGNAGE TO LOCAL GOVERNMENT SPEC 400MM X 2250MM "PARKING FOR CUSTOMERS ONLY"
EXISTING POLE
EXISTING LIGHT POLE
EXISTING POWER POLE
EXISTING TELSTRA PIT
EXISTING TELSTRA PIT
EXISTING TELSTRA PIT

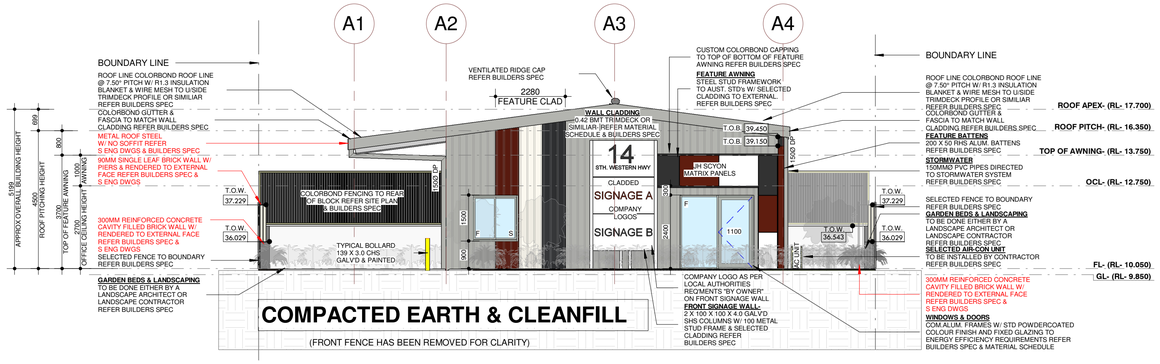

E1 - FRONT (WEST) ELEVATION

SCALE: 1 : 100

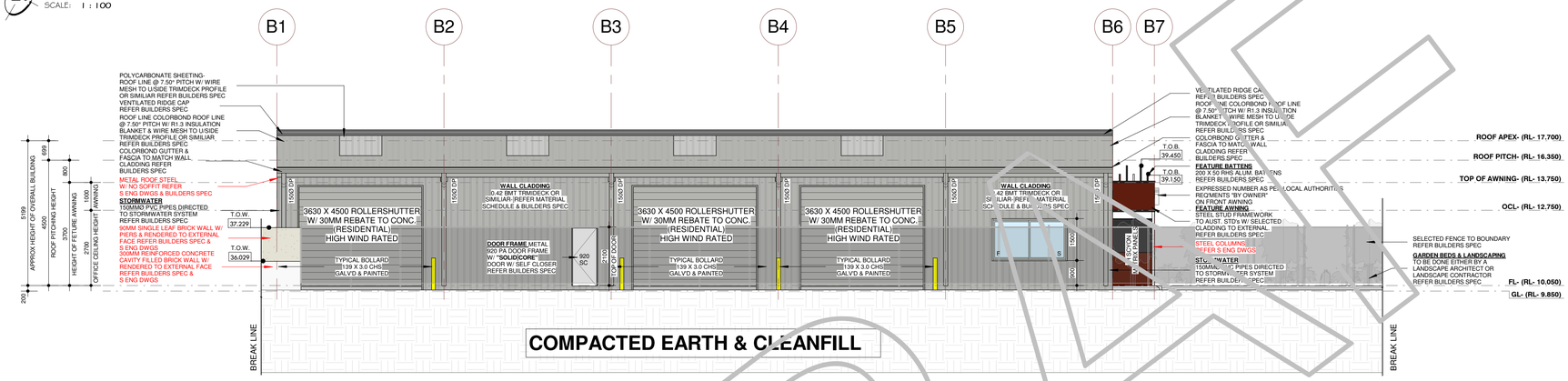

E2- SIDE A (NORTH) ELEVATION

SCALE: 1 : 100

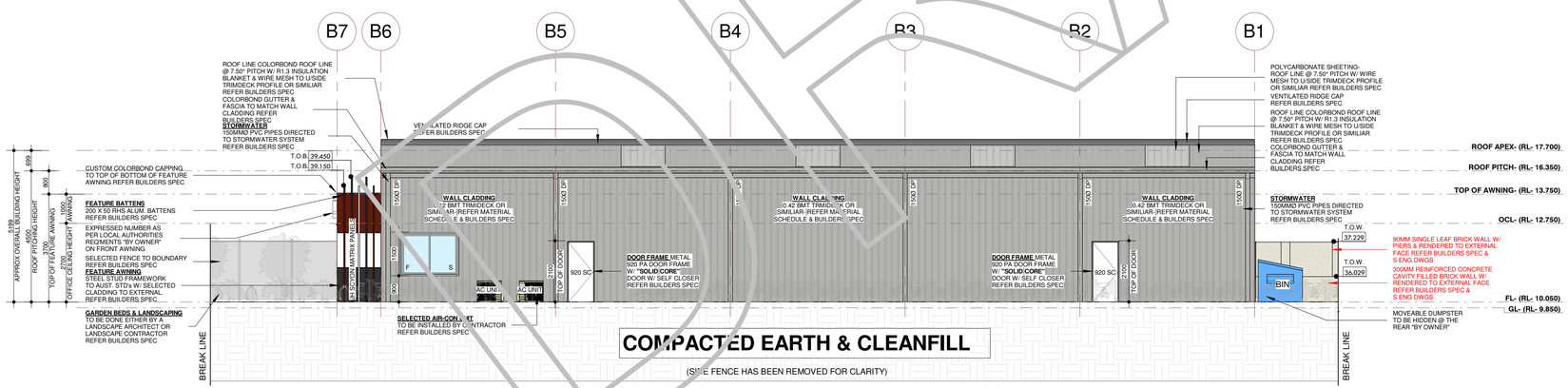

E3- SIDE B (SOUTH) ELEVATION

SCALE: 1 : 100

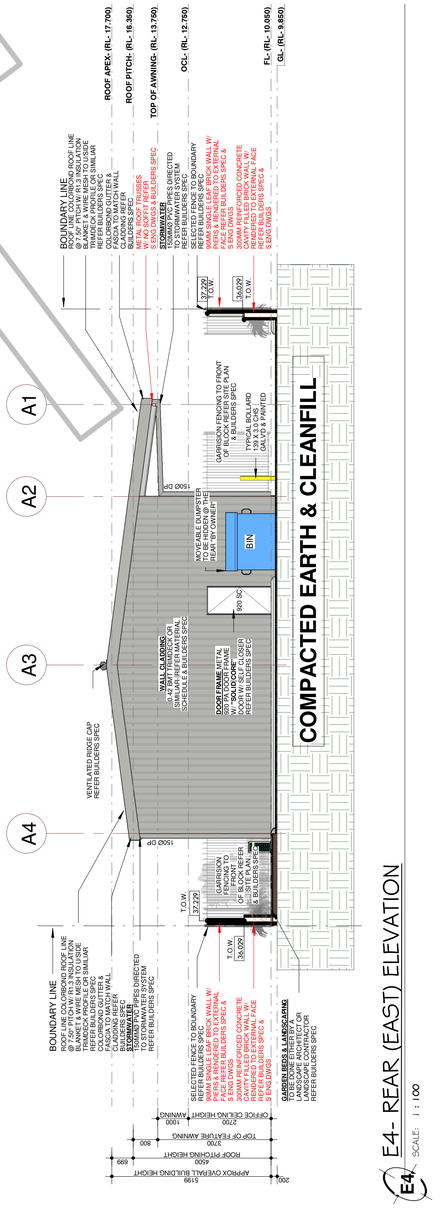

E4- REAR (EAST) ELEVATION

SCALE: 1 : 100

GENERAL NOTES

1. All dimensions on plan, new and existing to be checked on site prior to the commencement of works.
2. Any discrepancies on drawings to be reported to Draftsperson immediately.
3. Draftsperson accepts no liability for expenses/costs incurred due to failure to comply with items 1 & 2.
4. Draftsperson accepts no responsibility for any copyright infringement notice lodged against floor plans and the like prepared in accordance with owners instructions.
5. All works to comply with Current BCA/ACC Regulations, relevant Australian Standards and requirements of Local and Government Authorities.
6. Use figured dimensions in preference to scaled dimensions.
7. All materials, fixtures, fittings and building components to conform and be supplied and installed in accordance with manufacturers specifications.
8. All work to be carried out by qualified building tradespeople.
9. All work to conform to OSH Act of 1984.
10. These set of drawing are to be read in conjunction with specifications.

CLIENT NOTE

ALL DIMENSIONS STATED ON THIS DRAWING RELATE TO BRICKWORK. SETOUT ONLY. NO ALLOWANCE IS MADE FOR ADDITIONS OF PLASTER OR WALL FINISH WHERE THESE APPLY.
CARE SHOULD BE TAKEN TO INCLUDE SUCH ALLOWANCE IN CALCULATION FOR CLEARANCE REQUIRED FOR FUTURE FITTINGS

ALL TRADESMAN

ALL WORKS TO BE CARRIED OUT IN A TRADESMAN LIKE MANNER AND MEET THE AUSTRALIAN STANDARDS.

ROOF PLUMBER NOTE

FINAL POSITION OF RWP'S TO BE DETERMINED BY ROOF PLUMBER ON SITE. INSTALLED AS PER AS 3500.

PLUMBER NOTE

FINAL POSITION OF FW's AND PIPE TO BE DETERMINED BY PLUMBER ON SITE. ALL WORK TO BE CARRIED OUT BY LICENSED PLUMBER

FRAMING & ROOF CARPENTER NOTE

ALL WORKS TO BE CARRIED OUT IN A TRADESMAN LIKE MANNER AND MEET THE AUSTRALIAN STANDARDS AS1684

ELECTRICIAN NOTE

ALL WORK WILL BE CARRIED OUT BY a LICENSED ELECTRICIAN.

SMOKE ALARMS

SHALL BE INSTALLED TO:
- COMPLY WITH AS3786-1993. SMOKE ALARM.
- BE HARDWIRED TO MAINS POWER.
- HAVE A BATTERY BACKUP.
- ALL WITHIN HOUSE SMOKE ALARMS TO BE INTERCONNECTED.

EXHAUST FANS

SHALL BE INSTALLED & FLUMED TO EXTERNAL AIR.

WIND LOADING

REFER TO S ENG DWG's FOR WIND LOADING DETAILS.

© COPYRIGHT
THESE PLANS REMAIN THE SOLE PROPERTY OF NEWSCAPE DESIGN GROUP AND CANNOT BE USED UNLESS PRIOR WRITTEN CONSENT AND AGREEMENT BY ALL PARTIES.

No.	Description	Date
1	ISSUED TO CLIENT FOR REVIEW	08/05/2026
2	REDESIGN AS PER CLIENT INSTRUCTION- 30 x 11 SHED- SET CHANGE TO SET D	23/07/2026
3	DA PREP & AMENDS TO DRAWINGS	17/08/2026

DRAWING TYPE:

DESIGN DRAWINGS

REQUIRES DA:	YES
CLIENT APPROVAL:	TBA
APPROVAL DATE:	TBA
DA APPROVAL DATE:	TBA
DA APP NO:	TBA

ENERGY ASSESSMENT

ASSESSMENT DATE:	TBA
STAR RATING:	TBA

CERTIFICATE OF TITLE DETAILS:

PLAN/DIAGRAM:	10716
VOL: 10064	FOLIO: 857

PROPOSED CONSTRUCTION

CLIENT NAME/S:
TENDEKA HOLDINGS PTY LTD- KIM BULLER
PROPOSED ADDRESS:
LOT 21, #14 SOUTH WESTERN HIGHWAY WAROONA WA 6215

BAL (BUSHFIRE ATTACK LEVEL ASSESSMENT)

DATE BAL COMPLETED:	NOT REQ'D
DETERMINED BAL LEVEL:	NOT REQ'D

COUNCIL/SHIRE:

LOCAL AUTHORITY:	SHIRE OF WAROONA
NCC CLASS/ES:	7b & 5

DRAWING STATUS:

BUILDER: Anderson Construction
ANDERSON CONSTRUCTION
Contact: John Anderson
Phone: 08 9534 9990
Email: john@andcon.com.au
Mobile: 0416 195 468
BRN: 103066

DRAFT- NOT FOR CONSTRUCTION

SET:	"D" REV1.0	Project: 2026-C34	
DATE:	17TH AUGUST 2026		DRAWN BY: Daniel Wheatley
Scale:	1 : 100	Dwg No. D-107	
DWG NAME:	DA- DESIGN DWG's		SHEET SIZE: A1
BUILDER:	ANDERSON CONSTRUCTION		

NDG NEWSCAPE DESIGN GROUP

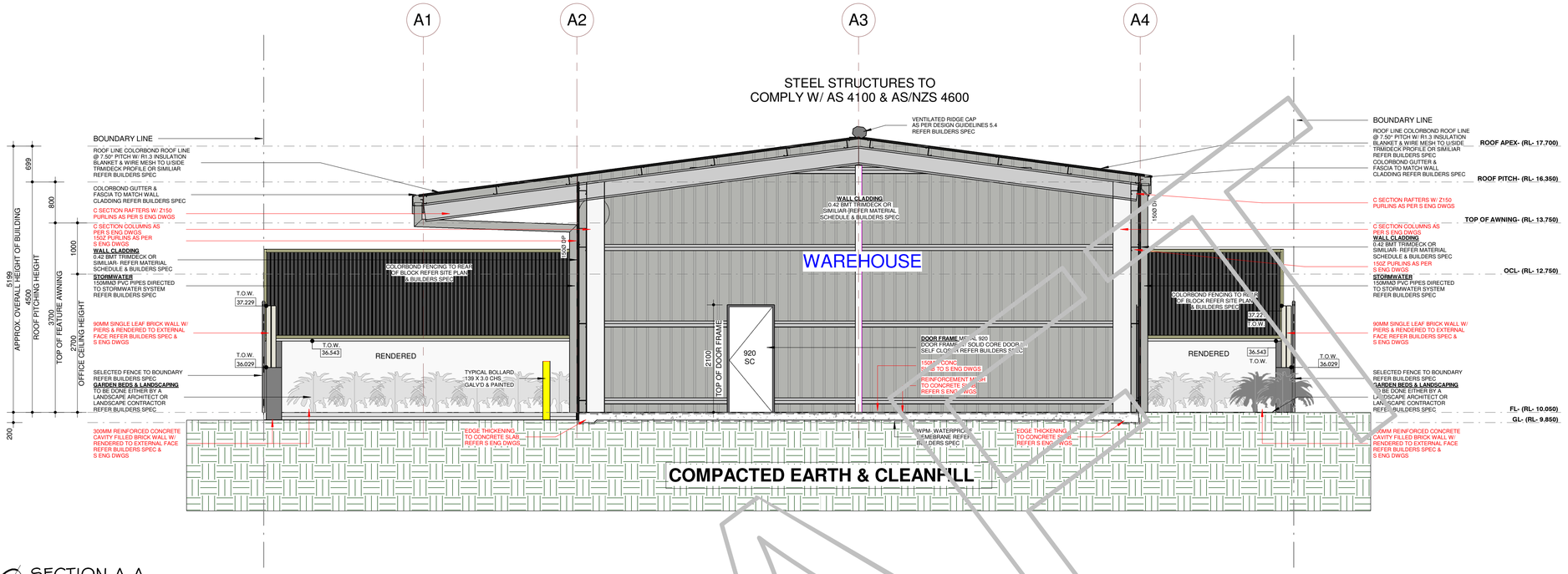

A-A SECTION A-A

SCALE: 1 : 50

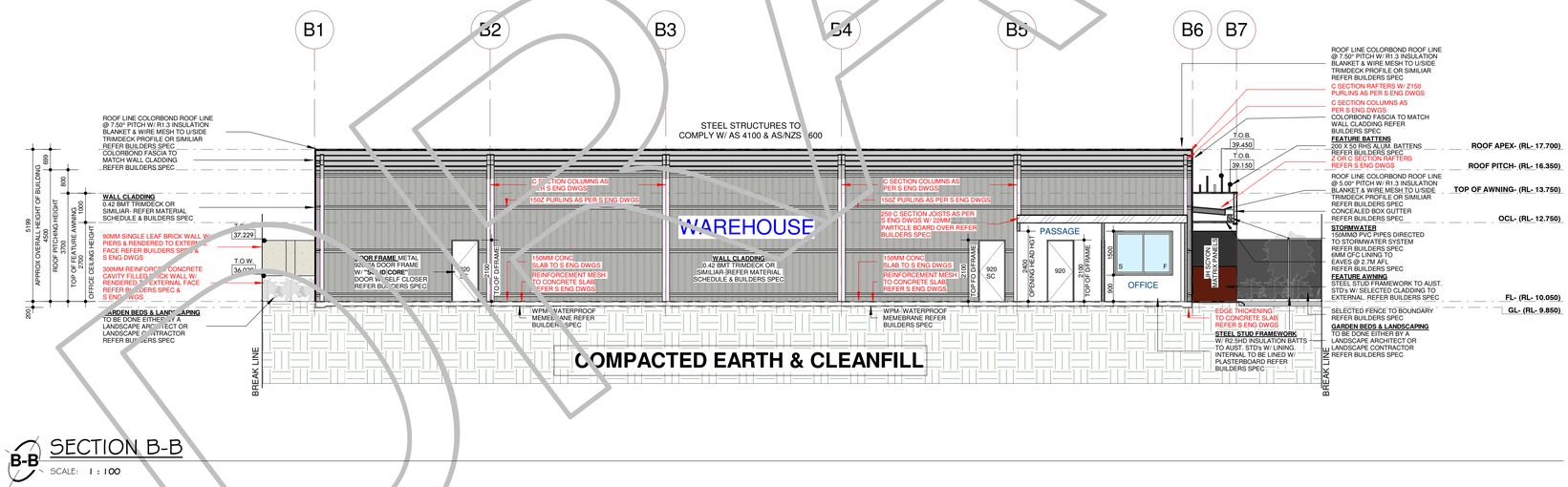

B-B SECTION B-B

SCALE: 1 : 100

GENERAL NOTES

1. All dimensions on plan, new and existing to be checked on site prior to the commencement of works.
2. Any discrepancies on drawings to be reported to Draftsperson immediately.
3. Draftsperson accepts no liability for expenses/costs incurred due to failure to comply with items 1 & 2.
4. Draftsperson accepts no responsibility for any copyright infringement notice lodged against floor plans and the like prepared in accordance with owners instructions.
5. All works to comply with Current BCA/NCC Regulations, relevant Australian Standards and requirements of Local and Government Authorities.
6. Use figured dimensions in preference to scaled dimensions.
7. All materials, fixtures, fittings and building components to conform and be supplied and installed in accordance with manufacturers specifications.
8. All work to be carried out by qualified building tradespeople.
9. All work to conform to OSH Act of 1984.
10. These set of drawing are to be read in conjunction with specifications.

CLIENT NOTE

ALL DIMENSIONS STATED ON THIS DRAWING RELATE TO BRICKWORK. SETOUT ONLY. NO ALLOWANCE IS MADE FOR ADDITIONS OF PLASTER OR WALL FINISH WHERE THESE APPLY.
CARE SHOULD BE TAKEN TO INCLUDE SUCH ALLOWANCE IN CALCULATION FOR CLEARANCE REQUIRED FOR FUTURE FITTINGS

ALL TRADESMAN

ALL WORKS TO BE CARRIED OUT IN A TRADESMAN LIKE MANNER AND MEET THE AUSTRALIAN STANDARDS.

ROOF PLUMBER NOTE

FINAL POSITION OF RWP'S TO BE DETERMINED BY ROOF PLUMBER ON SITE. INSTALLED AS PER AS 3500.

PLUMBER NOTE

FINAL POSITION OF FW's AND PIPE TO BE DETERMINED BY PLUMBER ON SITE. ALL WORK TO BE CARRIED OUT BY LICENSED PLUMBER

FRAMING & ROOF CARPENTER NOTE

ALL WORKS TO BE CARRIED OUT IN A TRADESMAN LIKE MANNER AND MEET THE AUSTRALIAN STANDARDS AS1684

ELECTRICIAN NOTE

ALL WORK WILL BE CARRIED OUT BY a LICENSED ELECTRICIAN.

SMOKE ALARMS

SHALL BE INSTALLED TO:
- COMPLY WITH AS3786-1993. SMOKE ALARM.
- BE HARDWIRED TO MAINS POWER.
- HAVE A BATTERY BACKUP.
- ALL WITHIN HOUSE SMOKE ALARMS TO BE INTERCONNECTED.

EXHAUST FANS

SHALL BE INSTALLED & FLUMED TO EXTERNAL AIR.

WIND LOADING

REFER TO S ENG DWG's FOR WIND LOADING DETAILS.

© COPYRIGHT
THESE PLANS REMAIN THE SOLE PROPERTY OF NEWSCAPE DESIGN GROUP AND CANNOT BE USED UNLESS PRIOR WRITTEN CONSENT AND AGREEMENT BY ALL PARTIES.

No.	Description	Date
1	155UED TO CLIENT FOR REVIEW	08/05/2026
2	REDESIGN AS PER CLIENT INSTRUCTION- 30 x 11 SHED- SET CHANGE TO SET D	23/07/2026
3	DA PREP & AMENDS TO DRAWINGS	17/08/2026

DRAWING TYPE:

DESIGN DRAWINGS

REQUIRES DA:	YES
CLIENT APPROVAL:	TBA
APPROVAL DATE:	TBA
DA APPROVAL DATE:	TBA
DA APP NO:	TBA

ENERGY ASSESSMENT

ASSESSMENT DATE:	TBA
STAR RATING:	TBA
CERTIFICATE OF TITLE DETAILS:	
PLAN/DIAGRAM:	10716
VOL: 1064	FOLIO: 857

PROPOSED CONSTRUCTION

CLIENT NAME/S:
TENDEKA HOLDINGS PTY LTD- KIM BULLER
PROPOSED ADDRESS:
LOT 21, #14 SOUTH WESTERN HIGHWAY WAROONA WA 6215

BAL (BUSHFIRE ATTACK LEVEL ASSESSMENT)

DATE BAL COMPLETED:	NOT REQ'D
DETERMINED BAL LEVEL:	NOT REQ'D

COUNCIL/SHIRE:

LOCAL AUTHORITY:	SHIRE OF WAROONA
NCC CLASS/ES:	7b & 5

DRAWING STATUS:

BUILDER: Anderson Construction
ANDERSON CONSTRUCTION
Contact: John Anderson
Phone: 08 9534 9990
Email: john@andcon.com.au
Mobile: 0416 195 468
BRN: 103066

DRAFT- NOT FOR CONSTRUCTION

SET:	"D" REV 1.0	Project: 2026-C34	DRAWN BY: Daniel Wheatley
DATE:	17TH AUGUST 2026		
Scale:	As indicated	Dwg No. D-108	
DWG NAME:	DA- DESIGN DWG's		SHEET SIZE: A1
BUILDER:	ANDERSON CONSTRUCTION		

NDG NEWSCAPE DESIGN GROUP

DRAFT


Location Plan
Lot 41 South Western Highway, Waroona
PATERSON RD WEST
PATERSON RD
Subject lot
MCNEILL RD
SOUTH WESTERN HWY
GILL ST
DALLAS ST
MCDOWELL ST
KING ST
HAIR ST
SAMSON RD



LEGEND

Appendix 11.3.2 B

Measurements

1. Drainage sump
2. Hardstand (entire lot)
3. Landscaping
4. Lot 41 Access
5. Office facilities and carpark
6. Truck/Trailer parking
7. Access

CHARLES HULL CONTRACTING

Site: Lot 40

Survey: Base Map

File created: Jul 7, 2026

propeller 77

[redacted]

Re: FORMAL OBJECTION – PROPOSED TRANSPORT DEPOT, LOT 40 SOUTH WESTERN HIGHWAY, WAROONA

Dear Councillors,

I am writing to formally object to the proposed Charles Hull Contracting Transport Depot at Lot 40 South Western Highway, Waroona.

[redacted]

I understand that Lot 40 is zoned Urban 7 (Industrial). I am not objecting simply because industrial land exists nearby, and I appreciate that businesses such as Charles Hull Contracting provide employment and services within the district. My concern is whether this particular Transport Depot, of this scale and in this particular location, is appropriate so close to existing homes.

Most importantly to me, the Shire's Local Planning Scheme No. 7 states that Transport Depots in the Industrial Zone should be located so as to achieve “minimal impact on the residential area”. As a person living directly opposite Lot 40, I do not believe the information presently provided demonstrates that this proposal will achieve that.

Existing noise and the proposed expansion

My greatest concern is noise.

I already hear Charles Hull Contracting's existing operations from my home. The noise is not something I am imagining might occur in the future. I experience it now.

Expanding that operation onto the vacant Lot 40 and introducing another substantial area for the parking, starting, moving and manoeuvring of heavy vehicles and machinery is likely to increase the noise that I already experience at my home.

The applicant itself identifies vehicle arrivals and departures, equipment movement and routine maintenance activities as potential sources of noise. Despite this, the application concludes that noise impacts are expected to be minimal, referring in part to the surrounding area and the fact that the proposal will form part of its existing operation.

This is the part of the application that concerns me most.

The starting point at my home is not silence. I already hear the existing Charles Hull Contracting operation. For that reason, I do not believe the existing Charles Hull Contracting operation should be used as a reason to conclude that the additional impact will be minimal. In my experience, the opposite needs to be considered: what will the combined effect of the existing operation and the new Transport Depot be on the people who live nearby?

Insufficient information about the actual noise impact

I am also concerned that there does not appear to be an independent acoustic assessment showing what noise will actually be experienced at my home or at other nearby residences.

The proposed noise measures include limiting unnecessary engine idling, designated parking and loading areas, landscaping and compliance with applicable noise regulations. However, the application states that shrubs and trees will be planted along the eastern and southern boundaries only. No landscaping or vegetated screening is proposed along the western boundary facing my property.

This is particularly concerning because the applicant relies on landscaping as a noise mitigation measure, yet that measure does not protect the side facing my home. There also does not appear to be any acoustic wall or other solid noise barrier proposed along the western boundary. The chain-link security fence with three rows of barbed wire may provide security, but it is not presented as an acoustic barrier.

In particular, I have not seen clear information setting out:

- the proposed hours and days of operation;
- how early or late trucks and machinery may arrive or depart;
- the number of heavy vehicle movements expected each day;
- how many vehicles or pieces of machinery may be operating or moving on the site at one time;
- when and how often routine maintenance will take place; or
- the predicted noise at nearby homes when the existing and proposed Charles Hull Contracting operations are considered together.

These matters are particularly important for somebody living less than 70 metres from the site.

A commitment to comply with noise regulations is reassuring, but it is not the same as demonstrating that the development will have the “minimal impact on the residential area” contemplated by the Shire's own Planning Scheme.

Change in the character and visual amenity of the site

My concerns are not limited to noise.

Lot 40 is presently a vacant agricultural lot. The proposal would substantially change its appearance and character.

According to the application, the site will contain an extensive engineered hardstand and internal roads and manoeuvring areas, with heavy vehicle parking for prime movers, semi-trailers, road trains, earthmoving equipment and other construction plant and machinery. It will also have controlled access, security infrastructure and perimeter chain-link fencing topped with three rows of barbed wire, together with security lighting and CCTV.

Viewed from a home directly opposite, this will be a considerable visual change.

Rather than looking across towards an open lot, I will be looking towards an industrial hardstand containing large trucks, trailers and heavy machinery, security fencing and barbed wire, gates and security lighting.

I understand that landscaping and screening are proposed, but importantly no landscaping is shown or described along the western boundary facing my property. From my home, the proposed hardstand, parked heavy vehicles, machinery and fencing would therefore not have the benefit of the landscaping proposed on the eastern and southern boundaries. Given the scale of the vehicles and machinery, this increases my concern about the visual impact of the development.

This is particularly relevant because clause 4.25 of the Shire's Local Planning Scheme No. 7 requires the Council to consider the appearance of the development, its structures and landscaping, its effect on nearby properties and the people who occupy them, and whether it will be detrimental to the amenity and character of the locality.

I am also concerned about security lighting and vehicle headlights, particularly during early morning, evening or night-time movements. I have not seen sufficient information showing the location, height, direction or intensity of the proposed lighting, or how light spill towards nearby homes will be prevented. The lack of landscaping or solid screening along the western boundary makes this concern greater.

Proposed future office and further growth of the operation

I am also concerned that the application is not limited to the construction of a hardstand.

Charles Hull Contracting proposes the development in two stages. Stage 2 includes an ancillary office and amenities facility, and the application refers to the future construction of a purpose-built office facility associated with the company's operations.

The application also describes this office as supporting the continued growth of Charles Hull Contracting.

That wording is important to me because it indicates that the proposal is not simply for occasional overflow parking of vehicles. It is part of a larger and growing operational base.

At present, however, there appears to be very little detail showing nearby residents what the future building will actually look like, including its final size, height, design, materials and visual appearance.

Given the proximity of my home, I do not believe a future building should be treated as a minor matter to be determined after the main Transport Depot has already been approved.

If Council is being asked to approve the Stage 2 office as part of this application, I respectfully ask that sufficient plans and elevations first be provided so that its impact can properly be assessed. If the office is not part of the approval presently sought, I ask that it be made clear that it will require a separate development approval before it can proceed.

My request

In my view, the combination of additional heavy vehicle noise, industrial activity, security lighting, fencing, machinery and the future office development is inconsistent with the objective of achieving minimal impact on nearby residential properties.

I understand that a number of considerations must be balanced when deciding a development application. I also understand that the planning framework requires consideration of matters such as the amenity and character of the locality, the relationship between a development and nearby properties, landscaping, traffic and vehicle movements, and the submissions made by affected residents.

I respectfully ask that my circumstances as one of the closest residents to the proposed development be given proper weight.

I am not asking Council to prevent reasonable industrial development in Waroona. I am asking that the expansion of an industrial operation not occur at the expense of people who already live immediately opposite it, without first demonstrating that the impacts can genuinely be kept to an acceptable level.

As I live alone, my home and the ability to enjoy it peacefully are extremely important to me. I am genuinely concerned that approving this proposal in its present form will result in more heavy vehicle noise, more industrial activity, additional lighting and a significant change to the outlook and amenity I currently experience from my property.

For these reasons, I respectfully ask Council to refuse the proposed Transport Depot in its current form.

If Council is not prepared to refuse the application, I ask that the decision at least be deferred until sufficient information has been provided to properly demonstrate the likely impact on nearby residents, including:

- an independent acoustic assessment measuring or modelling noise at the nearest residences, including my property [redacted], and considering the cumulative noise from both the existing and proposed Charles Hull Contracting operations;
- clearly defined operating hours and details of the number, type and timing of heavy vehicle movements and maintenance activities;
- a detailed landscaping and screening plan that specifically addresses the western boundary facing my property, including substantial permanent screening and consideration of whether a solid acoustic barrier or other noise mitigation is required;
- a lighting plan demonstrating how security lighting and vehicle light spill will be prevented from adversely affecting nearby homes; and
- sufficient details of the proposed Stage 2 office and amenities building to allow its visual and amenity impacts to be properly assessed, or confirmation that it will be subject to a separate development application.

If Council nevertheless determines to approve the proposal, I ask that strong and enforceable conditions be imposed to protect surrounding residents, including restrictions on operating hours, heavy vehicle movements, maintenance activities and unnecessary idling, together with appropriate noise and lighting controls. I also ask that substantial permanent landscaping and screening be required along the western boundary facing my property, with additional acoustic treatment if necessary.

This is not simply an industrial lot on a planning map. It is directly across the road from my home, and I will live with the consequences of this decision every day.

Thank you for taking the time to consider my objection.

Yours faithfully,

[redacted]

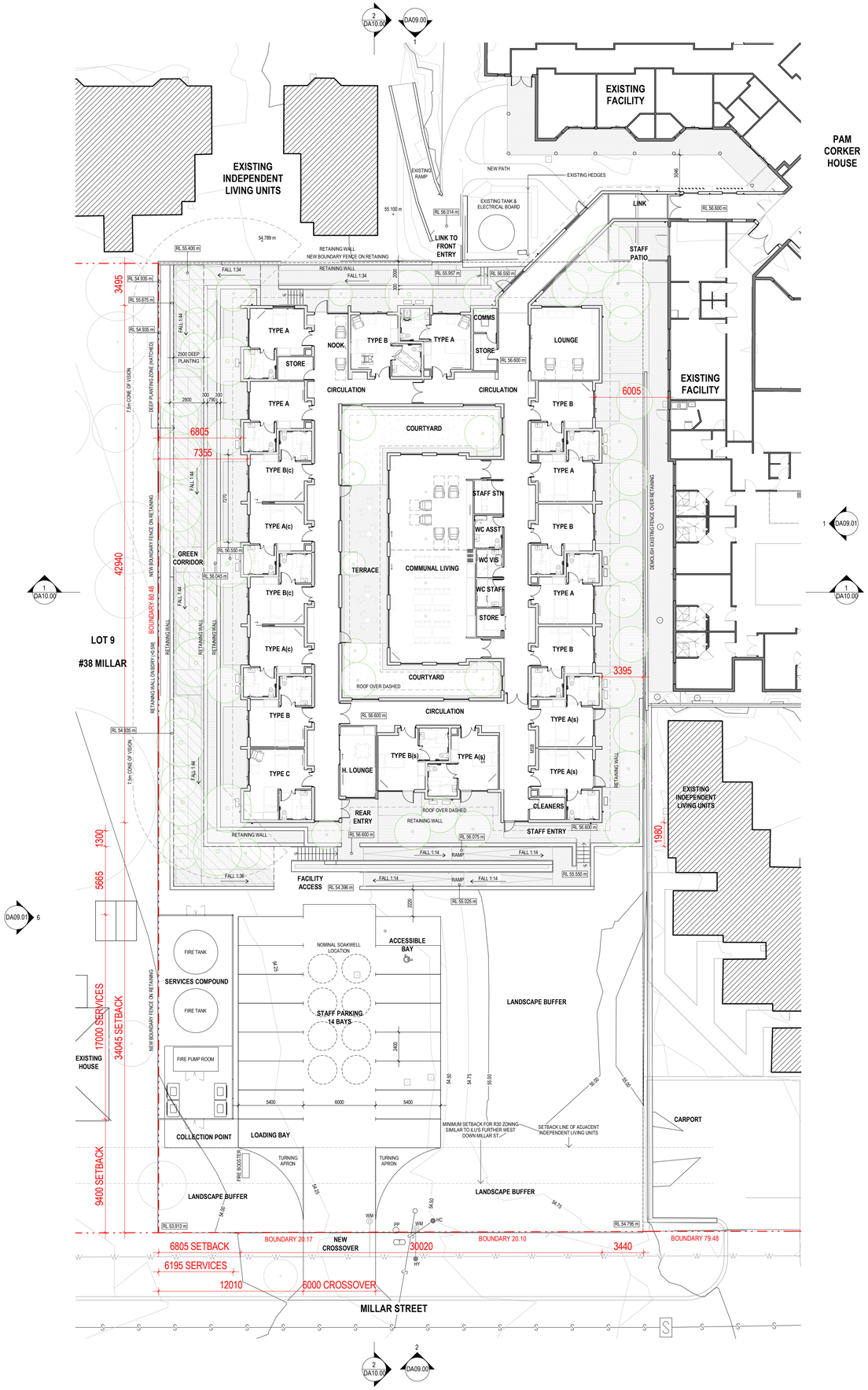

© Copyright 2026. All rights reserved. No part of this design and documentation or all works executed from this design may be reproduced or transmitted in any form or by any means without written permission from Statuo Design. This drawing shall not be scaled. This drawing is to read in conjunction with the specification. All dimensions as shown on drawings, shall be checked and verified by the builder before any construction or fabrication to be commenced. Any proposed amendments or variation to original drawings shall be discussed and approved by the architect. All structural elements shall be designed and certified by the structural engineer

GENERAL NOTES

THIS DRAWING IS TO BE READ IN CONJUNCTION WITH SURVEY DRAWING.
LEVELS TO BE VERIFIED ON SITE.

ANY DISCREPANCIES ARE TO BE BROUGHT TO THE ATTENTION OF THE ARCHITECT FOR CONFIRMATION PRIOR TO PROCEEDING.

SITE PLAN SYMBOL LEGEND

- INDICATIVE PROPOSED TREES
- EXISTING LANDSCAPING
- BOUNDARY LINES
- TO BE DEMOLISHED
- EXISTING WALLS
- NEW WALLS
- LANDSCAPE - PLANTING
- LANDSCAPE - LAWN
- PAVING
- WATER
- SEWER
- SEWER MANHOLE
- TELSTRA PIT
- COMMUNICATION PIT
- WATER METER
- HC SEWER CONNECTION
- HY HYDRANT
- PP POWER POLE

ROOM TYPES

TYPE A	TYPICAL CONSUMER ROOM TYPE A
TYPE B	TYPICAL CONSUMER ROOM TYPE B
TYPE A(s)	STAFF ROOM TYPE A
TYPE B(s)	STAFF ROOM TYPE B
TYPE A(c)	CONSUMER ROOM TYPE A - INTERCONNECTED
TYPE B(c)	CONSUMER ROOM TYPE B - INTERCONNECTED
TYPE C	HOSPICE ROOM

REV	DATE	DESCRIPTION
B	09.10.2026	DA ISSUE
A	05.10.2026	FOR INFORMATION

STATUS: SCHEMATIC DESIGN

DRAWN: KVS | CHECKED: CP/KH

CLIENT: QUAMBIE PARK

PROJECT NO.: 2511_QMP | SCALE: 1:200 (A1)

0m 5m 10m 20m

QUAMBIE PARK WAROONA - NEW AGED CARE WING

LOT 29 MILLAR ST, WAROONA, WA, 6215

SITE PLAN - NEW WING

DRAWING NO.: DA01.01 | REVISION: B

Perth 132 Rokeby Road Subiaco, WA 6008 info@StatuoGroup.com

Melbourne Level 3, 162 Collins Street, Melbourne, VIC, 3000 www.StatuoGroup.com

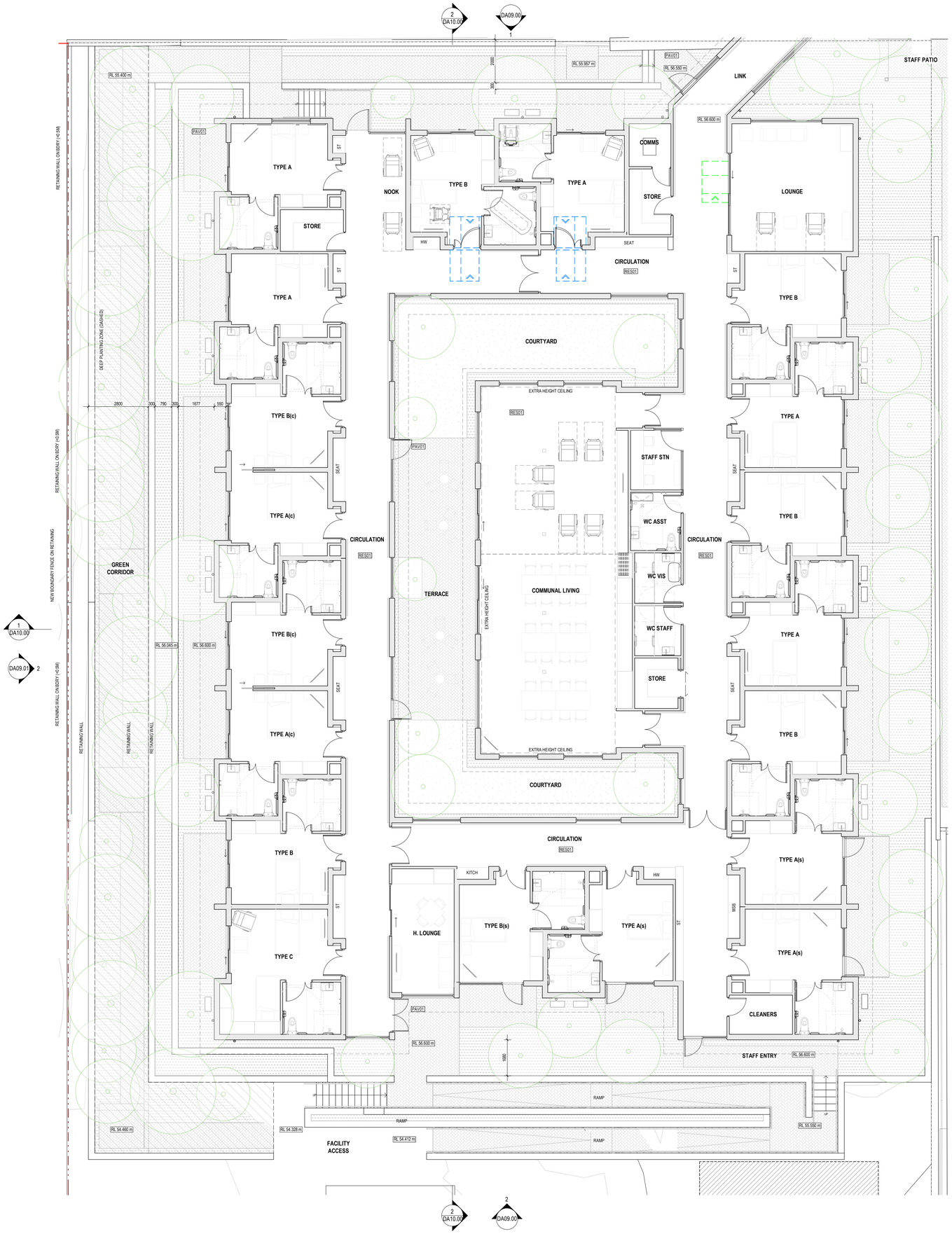

Appendix 11.3.3 A

© Copyright 2026. All rights reserved. No part of this design and documentation or all works executed from this design may be reproduced or transmitted in any form or by any means without written permission from Statuo Design. This drawing shall not be scaled. This drawing is to read in conjunction with the specification. All dimensions as shown on drawings, shall be checked and verified by the builder before any construction or fabrication to be commenced. Any proposed amendments or variation to original drawings shall be discussed and approved by the architect. All structural elements shall be designed and certified by the structural engineer

GENERAL NOTES

THIS DRAWING IS TO BE READ IN CONJUNCTION WITH SURVEY DRAWING.
LEVELS TO BE VERIFIED ON SITE.

ANY DISCREPANCIES ARE TO BE BROUGHT TO THE ATTENTION OF THE ARCHITECT FOR CONFIRMATION PRIOR TO PROCEEDING.

REFER TO ELEVATIONS FOR MATERIAL INFORMATION.

ABBREVIATIONS

ST	STORAGE UNIT. 2400h, LOCKABLE DOORS.
HW	HAND WASH STATION
SEAT	BENCH SEAT (TIMBER)

SITE PLAN SYMBOL LEGEND

- INDICATIVE PROPOSED TREES
- EXISTING LANDSCAPING
- SOAKWELLS
- INDICATIVE PROPOSED SOFTSCAPING - LAWN
- INDICATIVE PROPOSED HARDSCAPING - GRAVEL
- NATURAL GROUND LEVEL SPOT LEVELS FROM SURVEY
- PROPOSED NEW SPOT LEVELS (RL 46.08)

ROOM TYPES

TYPE A	TYPICAL CONSUMER ROOM TYPE A
TYPE B	TYPICAL CONSUMER ROOM TYPE B
TYPE A(s)	STAFF ROOM TYPE A
TYPE B(s)	STAFF ROOM TYPE B
TYPE A(c)	CONSUMER ROOM TYPE A - INTERCONNECTED
TYPE B(c)	CONSUMER ROOM TYPE B - INTERCONNECTED
TYPE C	HOSPICE ROOM

REV	DATE	DESCRIPTION
B	09.10.2026	DA ISSUE
A	05.10.2026	FOR INFORMATION

STATUS: SCHEMATIC DESIGN

DRAWN: JS | CHECKED: CP/KH

CLIENT: QUAMBIE PARK

PROJECT NO.: 2511_QMP | SCALE: 1:100 (A1)

0m 1m 2m 3m 4m 5m 10m

QUAMBIE PARK WAROONA - NEW AGED CARE WING

LOT 29 MILLAR ST, WAROONA, WA, 6215

GENERAL ARRRANGMENT PLAN - NEW WING

DRAWING NO.: DA03.00 | REVISION: B

Perth 132 Rokeby Road
Subiaco, WA 6008
info@StatuoGroup.com

Melbourne Level 3, 162 Collins Street,
Melbourne, VIC, 3000
www.StatuoGroup.com

© Copyright 2026. All rights reserved. No part of this design and documentation or all works executed from this design may be reproduced or transmitted in any form or by any means without written permission from Statuo Design. This drawing shall not be scaled. This drawing is to read in conjunction with the specification. All dimensions as shown on drawings, shall be checked and verified by the builder before any construction or fabrication to be commenced. Any proposed amendments or variation to original drawings shall be discussed and approved by the architect. All structural elements shall be designed and certified by the structural engineer

GENERAL NOTES

THIS DRAWING IS TO BE READ IN CONJUNCTION WITH SURVEY DRAWING.
LEVELS TO BE VERIFIED ON SITE.

ANY DISCREPANCIES ARE TO BE BROUGHT TO THE ATTENTION OF THE ARCHITECT FOR CONFIRMATION PRIOR TO PROCEEDING.

ELEVATION & SECTION NOTES

GROUND LINE SHOWN INDICATIVELY ONLY. REFER TO SURVEY FOR EXTENTS AND LEVELS.

ABBREVIATIONS

NGL NATURAL GROUND LEVEL
ACU AIR CONDITIONING UNIT

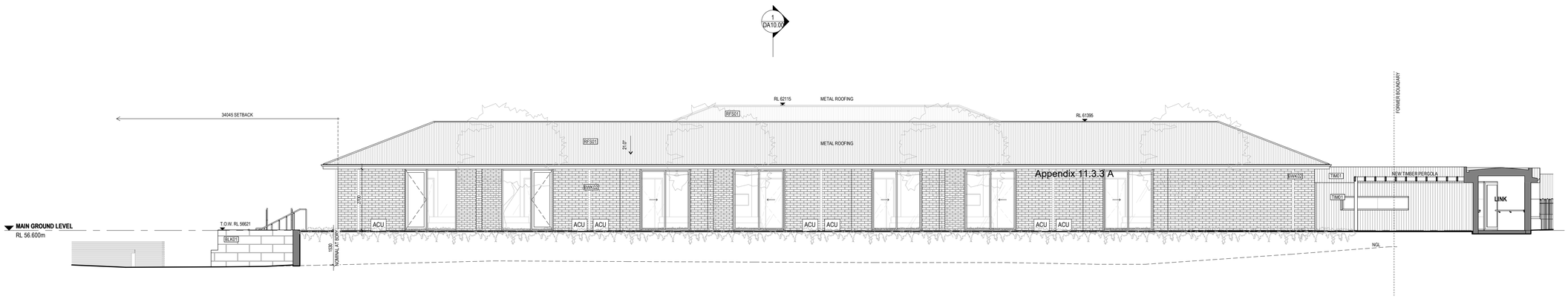

1 DA01.01 EAST ELEVATION

SCALE: 1 : 100

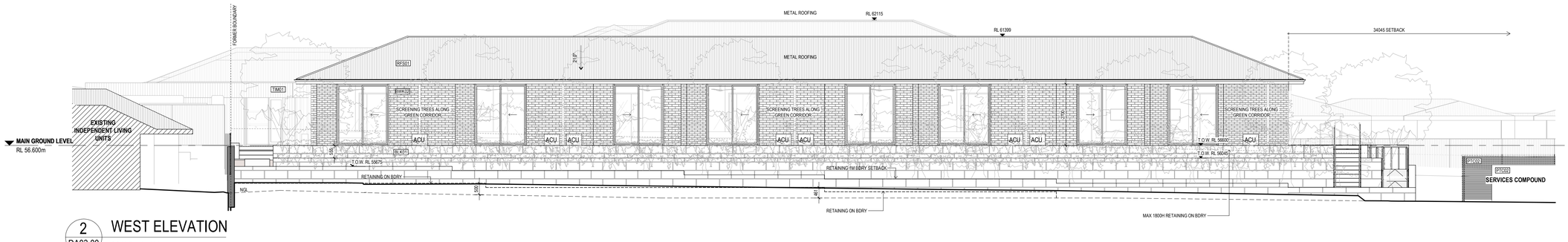

2 DA03.00 WEST ELEVATION

SCALE: 1 : 100

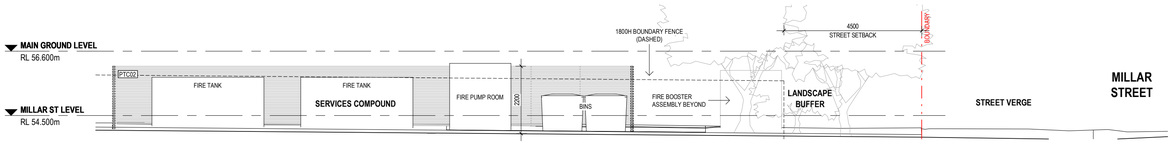

6 DA01.01 WEST ELEVATION - SERVICES COMPUND

SCALE: 1 : 100

MATERIAL SCHEDULE

BLK01	LIMESTONE MASS BLOCKWORK (nom 350x350x1000)	
BWK01	EXISTING BRICKWORK - RED MODULAR RED BRICK	
BWK02	NEW FACE BRICKWORK TO MATCH EXISTING	
GLS01	CLEAR GLAZING TO ENERGY REQ'S	
PAV01	MODULAR BRICK PAVING TO MATCH EXISTING. HERRINGBONE PATTERN.	
PNT01	PAINT FINISH - WHITE	
PNT02	PAINT FINISH - GREEN	
PNT03	PAINT FINISH - BEIGE	
PTC01	POWDERCOAT PAINT FINISH TO MATCH PNT01	
PTC02	POWDERCOAT PAINT FINISH TO MATCH PNT02	
PTC03	POWDERCOAT PAINT FINISH TO MATCH PNT03	
RES01	RESILIENT SHEET FLOORING	
RFS01	CUSTOM ORB ROOF PROFILE	
TIM01	GROOVED FC SHEETING IN PAINT FINISH.	

REV.	DATE	DESCRIPTION
B	09.10.2026	DA ISSUE
A	05.10.2026	FOR INFORMATION

STATUS: SCHEMATIC DESIGN

DRAWN: JS | CHECKED: CP/KH

CLIENT: QUAMBIE PARK

PROJECT NO.: 2511_QMP | SCALE: 1:100 (A1)

0m 1m 2m 3m 4m 5m 10m

QUAMBIE PARK WAROONA - NEW AGED CARE WING

LOT 29 MILLAR ST, WAROONA, WA, 6215

EAST & WEST ELEVATIONS

DRAWING NO.: DA09.01 | REVISION: B

Perth 132 Rokeby Road
Subiaco, WA 6008
info@StatuoGroup.com

Melbourne Level 3, 162 Collins Street,
Melbourne, VIC, 3000
www.StatuoGroup.com

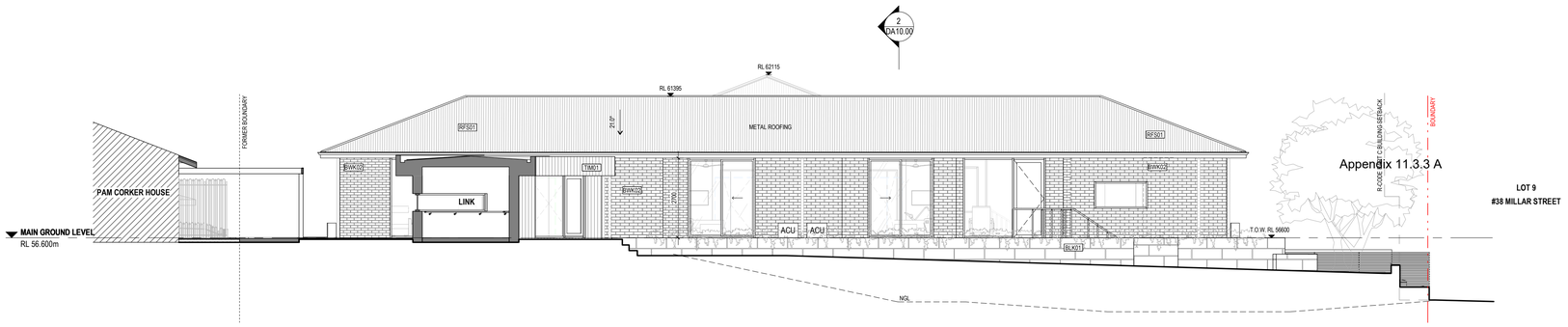

1 DA01.01 NORTH ELEVATION

SCALE: 1 : 100

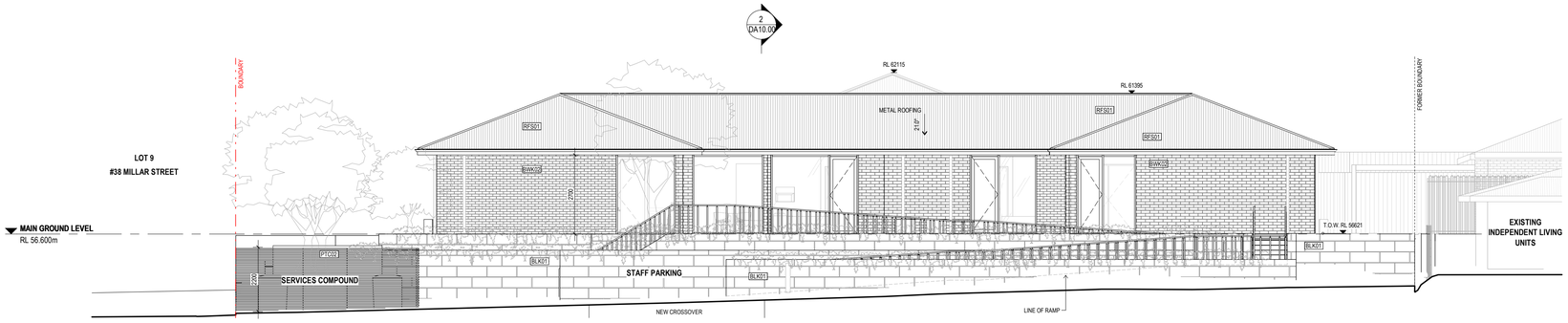

2 DA01.01 SOUTH (MILLAR STREET) ELEVATION

SCALE: 1 : 100

© Copyright 2026. All rights reserved. No part of this design and documentation or all works executed from this design may be reproduced or transmitted in any form or by any means without written permission from Statuo Design. This drawing shall not be scaled. This drawing is to read in conjunction with the specification. All dimensions as shown on drawings, shall be checked and verified by the builder before any construction or fabrication to be commenced. Any proposed amendments or variation to original drawings shall be discussed and approved by the architect. All structural elements shall be designed and certified by the structural engineer

GENERAL NOTES

THIS DRAWING IS TO BE READ IN CONJUNCTION WITH SURVEY DRAWING.
LEVELS TO BE VERIFIED ON SITE.

ANY DISCREPANCIES ARE TO BE BROUGHT TO THE ATTENTION OF THE ARCHITECT FOR CONFIRMATION PRIOR TO PROCEEDING.

ELEVATION & SECTION NOTES

GROUND LINE SHOWN INDICATIVELY ONLY. REFER TO SURVEY FOR EXTENTS AND LEVELS.

ABBREVIATIONS

NGL NATURAL GROUND LEVEL
ACU AIR CONDITIONING UNIT

MATERIAL SCHEDULE

BLK01	LIMESTONE MASS BLOCKWORK (nom 350x350x1000)	
BWK01	EXISTING BRICKWORK - RED MODULAR RED BRICK	
BWK02	NEW FACE BRICKWORK TO MATCH EXISTING	
GLS01	CLEAR GLAZING TO ENERGY REQ'S	
PAV01	MODULAR BRICK PAVING TO MATCH EXISTING. HERRINGBONE PATTERN.	
PNT01	PAINT FINISH - WHITE	
PNT02	PAINT FINISH - GREEN	
PNT03	PAINT FINISH - BEIGE	
PTC01	POWDERCOAT PAINT FINISH TO MATCH PNT01	
PTC02	POWDERCOAT PAINT FINISH TO MATCH PNT02	
PTC03	POWDERCOAT PAINT FINISH TO MATCH PNT03	
RES01	RESILIENT SHEET FLOORING	
RFS01	CUSTOM ORB ROOF PROFILE	
TIM01	GROOVED FC SHEETING IN PAINT FINISH.	

REV.	DATE	DESCRIPTION
B	09.10.2026	DA ISSUE
A	05.10.2026	FOR INFORMATION

STATUS: SCHEMATIC DESIGN

DRAWN: JS
CHECKED: CP/KH

CLIENT: QUAMBIE PARK

PROJECT NO.: 2511_QMP
SCALE: 1:100 (A1)

0m 1m 2m 3m 4m 5m 10m

QUAMBIE PARK WAROONA - NEW AGED CARE WING

LOT 29 MILLAR ST, WAROONA, WA, 6215

NORTH & SOUTH ELEVATIONS

DRAWING NO.: DA09.00
REVISION: B

Perth 132 Rokeby Road
Subiaco, WA 6008
info@StatuoGroup.com

Melbourne Level 3, 162 Collins Street,
Melbourne, VIC, 3000
www.StatuoGroup.com



LEGEND

- EXTENT OF WORKS
- TURF
- SENSORY SHRUB PLANTING TO COURTYARDS
- LANDSCAPED PATHWAY SHRUB PLANTING
- UNIT GARDEN SHRUB PLANTING
- SCREENING SHRUB PLANTING
- PROPOSED TREE

QUAMBIE PARK WAROONA - NEW AGED CARE WING

LANDSCAPE MASTERPLAN

DWG **WRN-01-1**
REV **E**
DATE **12-10-26**

0 2 4 6 8 10 m

SCALE **1 : 400 @ A3**

© THIS DRAWING CAN NOT BE PUBLISHED OR DISPLAYED WITHOUT THE WRITTEN PERMISSION OF THE CLIENT AND AUTHOR, AND IS ISSUED FOR INFORMATION PURPOSES ONLY AND MAY ALTER WITHOUT NOTIFICATION.

emerge ASSOCIATES

U:\CURRENT PROJECTS\New Aged Care Wing, Waroona\02 Concept & Reports\01 CODE Title of works\Indd Templates\New Aged Care Wing.indd

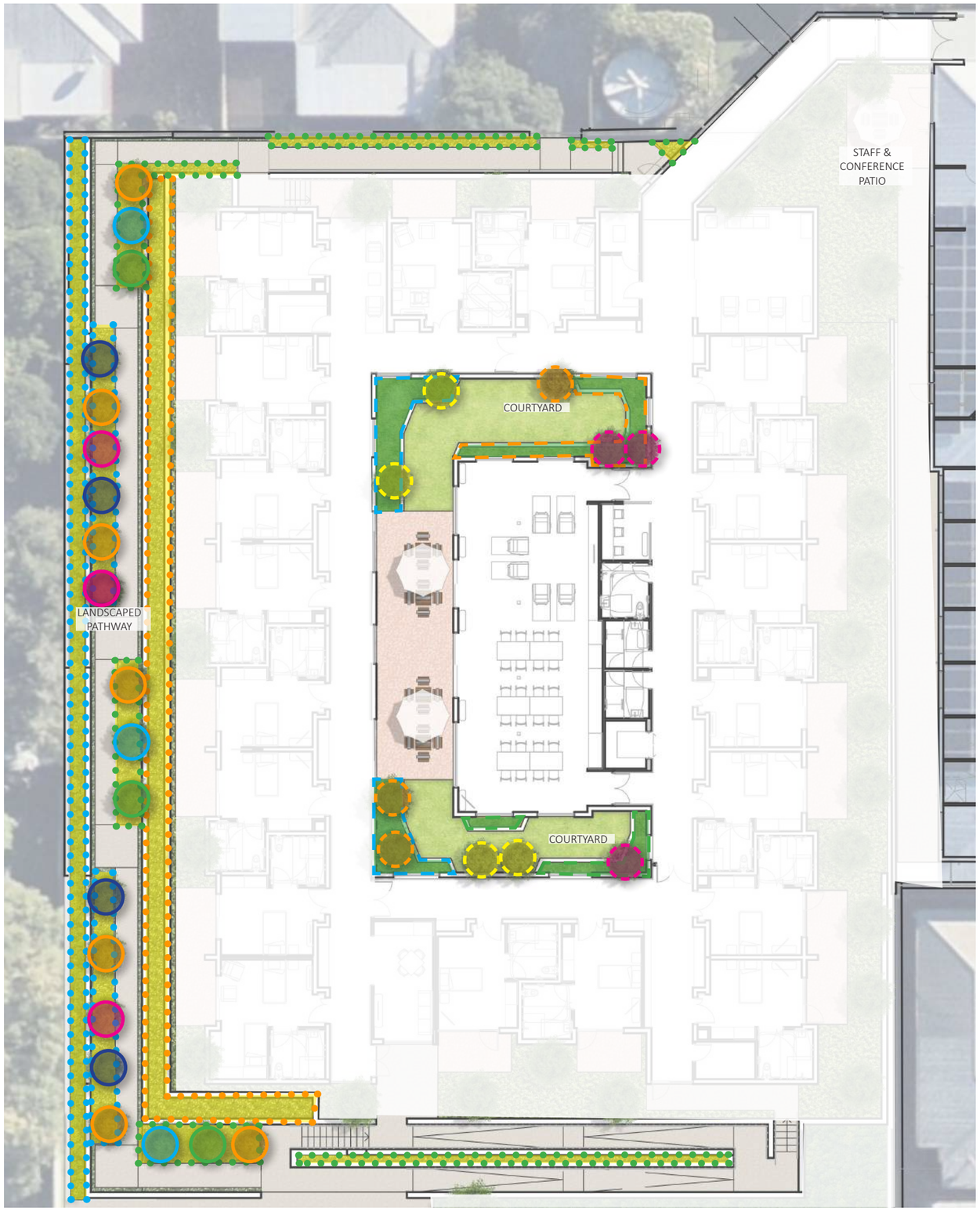

LANDSCAPED PATHWAY PLANTING SCHEDULE

Eucalyptus victrix 'Little Ghost Gum'

Callistemon Kings Park Special

Eucalyptus kruseana

Grevillea 'City Lights'

Magnolia stellata

SCREENING PLANTINGTO BOUNDARY

- •Adenanthos sericeus
- •Syzygium smithii

FEATURE PLANTING TO PATHWAY

- • Anigozanthos flavidus
- • Grevillea 'Gin Gin Gem'
- • Leucophyta brownii
- •Myoporum parvifolium
- • Westringia 'Low Horizon

- • Anigozanthos flavidus
- • Chamelaucium ciliatum
- • Callistemon 'Little John'
- • Correa alba
- • Darwinia citriodora

COURTYARD PLANTING SCHEDULE

Lagerstroemia indica x fauriei 'Zuni'

Magnolia grandiflora 'Little Gem'

Lemon Meyer Dwarf

SENSORY PLANTING TO COURTYARD

- •Alternanthera dentata 'Little Ruby'
- • Convolvulus cneorum
- • Liriope muscari
- •Myoporum parvifolium

- • Convolvulus cneorum
- • Limonium perezii 'Blue'
- • Lomandra confertifolia 'Seascape'
- • Patersonia occidentalis

- • Limonium perezii 'Blue'
- • Melaleuca incana nana
- • Murraya paniculata
- • Patersonia occidentalis
- • Pittosporum tobira 'Miss Muffet'

QUAMBIE PARK WAROONA - NEW AGED CARE WING

SCHEMATIC PLANTING LAYOUT - LANDSCAPED PATHWAY & COURTYARD

DWG **WRN-01-2**
REV **E**
DATE **12-10-26**

© THIS DRAWING CAN NOT BE PUBLISHED OR DISPLAYED WITHOUT THE WRITTEN PERMISSION OF THE CLIENT AND AUTHOR, AND IS ISSUED FOR INFORMATION PURPOSES ONLY AND MAY ALTER WITHOUT NOTIFICATION.

U:\CURRENT PROJECTS\New Aged Care Wing, Waroona\02 Concept & Reports\01 CODE Title of works\Indd Templates\New Aged Care Wing.indd





UNIT GARDEN PLANTING SCHEDULE

Magnolia grandiflora 'Little Gem'

Pyrus calleryana 'Chanticleer'

Lagerstroemia indica 'Acoma'

Eucalyptus victrix 'Little Ghost Gum'

FEATURE PLANTING TO STAFF & CONFERENCE PATIO

- Lavandula dentata
- Rosmarinus officinalis
- Pelargonium 'Angel Fay'
- Brachyscome 'Brasco Violet'
- Helichrysum italicum

FEATURE PLANTING TO UNIT GARDEN

- Westringia fruticosa
- Dianella caerulea 'Little Jess'
- Brachyscome 'Brasco Violet'
- Pelargonium 'Angel Fay'
- Lavandula dentata

- Casuarina glauca 'Cousin It'
- Westringia fruticosa
- Dianella caerulea 'Little Jess'
- Helichrysum italicum
- Pelargonium 'Angel Fay'

NEW CARPARK PLANTING SCHEDULE

Eucalyptus victrix 'Little Ghost Gum'

GROUNDCOVERS TO NEW CARPARK

- Casuarina glauca Cousin It
- Myoporum parvifolium
- Callistemon Little John
- Westringia Low Horizon
- Alternanthera dentata 'Little Ruby'

SCREENING PLANTING TO NEW CARPARK

- Syzygium smithii
- Murraya paniculata

QUAMBIE PARK WAROONA - NEW AGED CARE WING

SCHEMATIC PLANTING LAYOUT - UNIT GARDEN

DWG **WRN-01-3**
REV **E**
DATE **12-10-26**

© THIS DRAWING CAN NOT BE PUBLISHED OR DISPLAYED WITHOUT THE WRITTEN PERMISSION OF THE CLIENT AND AUTHOR, AND IS ISSUED FOR INFORMATION PURPOSES ONLY AND MAY ALTER WITHOUT NOTIFICATION.

U:\CURRENT PROJECTS\New Aged Care Wing, Waroona\02 Concept & Reports\01 CODE Title of works\Indd Templates\New Aged Care Wing.indd

emerge ASSOCIATES

LANDSCAPED PATHWAY

TREES


H 2.5m x W 2.5m

Magnolia stellata
Star Magnolia


H 3m x W 2.5m

Grevillea 'City Lights'
Grevillea


H 3m x W 3m

Eucalyptus kruseana
Bookleaf Mallee


H 3m x W 3m

Callistemon Kings Park Special
Bottlebrush


H 6m x W 4m

Eucalyptus victrix 'Little Ghost Gum'
Little Ghost Gum

Dementia-Friendly Planting

Sensory Planting

Seasonal Floral Display

Familiar & Home-Like Planting

SHRUBS AND GROUNDCOVERS


H 0.2m x W 1.5m

Myoporum parvifolium
Creeping Boobialla


H 0.3m x W 0.7m

Westringia Low Horizon
Dwarf Coast Rosemary


H 0.3m x W 2m

Grevillea Gin Gin Gem
Spider Flower


H 1m x W 1m

Callistemon Little John
Bottlebrush


H 1m x W 1m

Anigozanthos flavidus
Kangaroo Paw


H 1m x W 1m

Leucophyta brownii
Silver Cushion Bush


H 1.2m x W 0.5m

Chamaelaucium ciliatum
Wax Flower


H 1.2m x W 1.5m

Darwinia citriodora
Lemon Scented Myrtle


H 1.5m x W 1.5m

Correa alba
Native Fuchsia

SCREENING SHRUBS


H 5m x W 2m

Adenanthos sericeus
Albany woolly bush


H 10m x W 4m

Syzygium smithii
Lilly pilly

DWG **WRN-01-4**
REV **E**
DATE **12-10-26**

© THIS DRAWING CAN NOT BE PUBLISHED OR DISPLAYED WITHOUT THE WRITTEN PERMISSION OF THE CLIENT AND AUTHOR, AND IS ISSUED FOR INFORMATION PURPOSES ONLY AND MAY ALTER WITHOUT NOTIFICATION.

emerge ASSOCIATES

U:\CURRENT PROJECTS\New Aged Care Wing, Waroona\02 Concept & Reports\01 CODE Title of works\Indd Templates\New Aged Care Wing.indd

COURTYARD

TREES



Lemon Meyer Dwarf
Citrus limon



Lagerstroemia indica x fauriei 'Zuni'
Dwarf Crepe Myrtle



Magnolia grandiflora 'Little Gem'
Dwarf Magnolia

Dementia-Friendly Planting

Sensory Planting

Seasonal Floral Display

Familiar & Home-Like Planting

SHRUBS AND GROUNDCOVERS



Myoporum parvifolium
Creeping Boobialla



Liriope muscari
Lilyturf



Convolvulus cneorum
Silver Bush



Alternanthera dentata 'Little Ruby'
Ruby Leaf Alternanthera



Limonium perezii Blue
Statice



Lomandra confertifolia 'Seascape'
Mat Rush



Patersonia occidentalis
Purple Flag



Melaleuca incana nana
Dwarf Honey Myrtle



Pittosporum tobira 'Miss Muffet'
Dwarf Pittosporum



Murraya paniculata
Orange Jessamine

© THIS DRAWING CAN NOT BE PUBLISHED OR DISPLAYED WITHOUT THE WRITTEN PERMISSION OF THE CLIENT AND AUTHOR, AND IS ISSUED FOR INFORMATION PURPOSES ONLY AND MAY ALTER WITHOUT NOTIFICATION.

UNIT GARDEN

TREES



Lagerstroemia indica 'Acoma'
Crepe Myrtle



Magnolia grandiflora 'Little Gem'
Dwarf Magnolia



Eucalyptus victrix 'Little Ghost Gum'
Little Ghost Gum



Pyrus calleryana 'Chanticleer'
Ornamental Pear

Dementia-Friendly Planting

Sensory Planting

Seasonal Floral Display

Familiar & Home-Like Planting

SHRUBS AND GROUNDCOVERS



Casuarina glauca Cousin It
Cousin It Casuarina



Brachyscome 'Brasco Violet'
Native Daisy



Pelargonium 'Angel Fay'
Angel Pelargonium



Agonis flexuosa 'Nana'
Dwarf Willow Peppermint



Dianella caerulea Little Jess
Flax Lily



Helichrysum italicum
Curry Plant



Lavandula dentata
Lavender



Rosmarinus officinalis
Rosemary



Westringea fruticosa
Grey Box



Murraya paniculata
Orange Jessamine

NEW CARPARK SCREENING SHRUB



Syzygium smithii
Lilly pilly



Murraya paniculata
Orange Jessamine

DWG **WRN-01-6**
REV **E**
DATE **12-10-26**

© THIS DRAWING CAN NOT BE PUBLISHED OR DISPLAYED WITHOUT THE WRITTEN PERMISSION OF THE CLIENT AND AUTHOR, AND IS ISSUED FOR INFORMATION PURPOSES ONLY AND MAY ALTER WITHOUT NOTIFICATION.

emerge ASSOCIATES

U:\CURRENT PROJECTS\New Aged Care Wing, Waroona\02 Concept & Reports\01 CODE Title of works\Indd Templates\New Aged Care Wing.indd

Waste Management Plan

40 & 42 Millar Street, Waroona

Prepared for Quambie Park Waroona Inc

5 October 2026

Project Number: WMP26107

DOCUMENT CONTROL					
Version	**Description**	**Date**	**Author**	**Reviewer**	**Approver**
2.0	First Approved Release	5/10/2026	JL	AB	AB

Copyright of this document or any part of this document remains with Talis Consultants Pty Ltd and cannot be used, transferred or reproduced in any manner or form without prior written consent from Talis Consultants Pty Ltd.

Executive Summary

Quambie Park Waroona Inc is seeking development approval for the proposed new aged care wing at Quambie Park located at 40 & 42 Millar Street, Waroona (the Proposal).

To satisfy the conditions of the development application the Shire of Waroona (the Shire) requires the submission of a Waste Management Plan (WMP) that will identify how waste is to be stored and collected from the Proposal. Talis Consultants has been engaged to prepare this WMP to satisfy the Shire requirements.

A summary of the bin size, numbers, collection frequency and collection method is provided in the below table.

Proposed Waste Collection Summary

Waste Type	Generation (L/week)	Bin Size (L)	Number of Bins	Collection Frequency	Collection
Refuse	1,140	660	Two	Once each week	Private Contractor
Recycling	1,140	660	Two	Once each week	Private Contractor

A private contractor will service the Proposal onsite, directly from the Bin Storage Area. The private contractor's waste collection vehicle will enter and exit the Proposal in forward gear via Millar Street.

A building manager/caretaker will oversee the relevant aspects of waste management at the Proposal.

Table of Contents

1 Introduction 1
1.1 Objectives and Scope 1
2 Site Description 2
3 Waste Generation 3
3.1 Proposed Tenancies 3
3.2 Waste Generation Rates 3
3.3 Waste Generation Volumes 3
4 Waste Storage 4
4.1 Internal Transfer of Waste 4
4.2 Bin Sizes 4
4.3 Bin Storage Area Size 4
4.4 Bin Storage Area Design 5
5 Waste Collection 7
5.1 Bulk and Speciality Waste 8
6 Waste Management 9
7 Conclusion 10

Tables

Table 3-1: Waste Generation Rates 3
Table 3-2: Estimated Waste Generation 3
Table 4-1: Typical Bin Dimensions 4
Table 4-2: Bin Requirements for Bin Storage Area 5

Diagrams

Diagram 1: Site Plan
Diagram 2: Bin Storage Area
Diagram 3: Swept Path Analysis

Figures

Figure 1: Locality Plan

1 Introduction

Quambie Park Waroona Inc is seeking development approval for the proposed new aged care wing at Quambie Park located at Lot 10 & 11 Millar Street, Waroona (the Proposal).

To satisfy the conditions of the development application the Shire of Waroona (the Shire) requires the submission of a Waste Management Plan (WMP) that will identify how waste is to be stored and collected from the Proposal. Talis Consultants has been engaged to prepare this WMP to satisfy the Shire requirements.

1.1 Objectives and Scope

The objective of this WMP is to outline the equipment and procedures that will be adopted to manage waste (refuse and recyclables) at the Proposal. Specifically, the WMP demonstrates that the Proposal is designed to:

- Adequately cater for the anticipated volume of waste to be generated;
- Provide an adequately sized Bin Storage Area, including appropriate bins; and
- Allow for efficient collection of bins by appropriate waste collection vehicles.

To achieve the objective, the scope of the WMP comprises:

- Section 2: Site Description
- Section 3: Waste Generation;
- Section 4: Waste Storage;
- Section 5: Waste Collection;
- Section 6: Waste Management; and
- Section 7: Conclusion.

2 Site Description

The Proposal is located within the Shire of Waroona and comprises a nineteen-bed new aged care wing within the existing Quambie Park Assisted Living Facility, as shown in Diagram 1. A summary of the anticipated additional bed numbers within the new wing is provided in Section 3.1.

Diagram 1: Site Plan

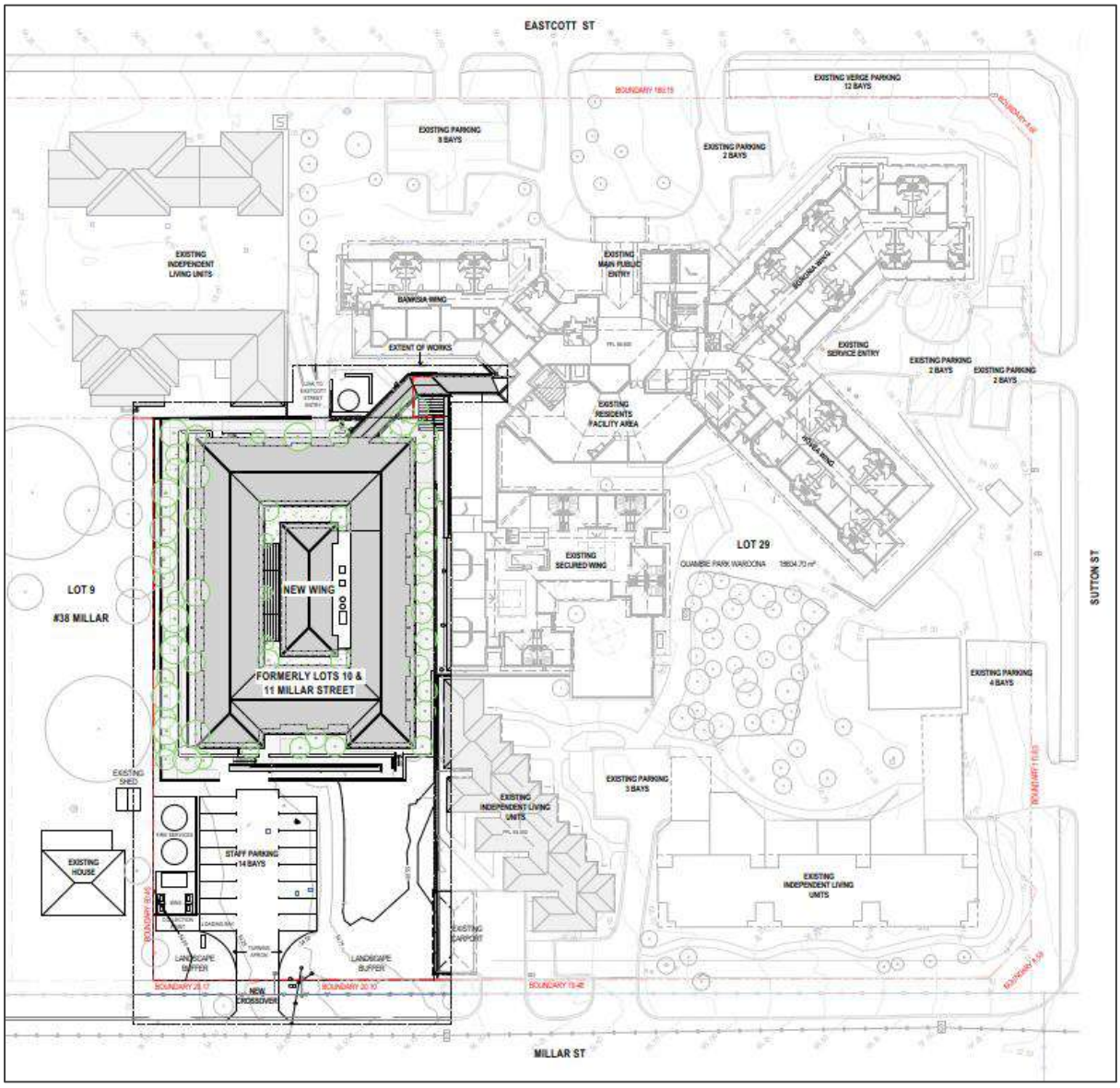

The Proposal is bordered by residential developments to the north, the existing Quambie Park Facility to the east, Millar Street to the south and residential developments to the west, as shown in Figure 1.

3 Waste Generation

The following section shows the waste generation rates used and the estimated waste volumes to be generated at the Proposal.

3.1 Proposed Tenancies

The anticipated volume of refuse and recyclables is based on the number of aged care beds within the proposed new wing – **19**.

3.2 Waste Generation Rates

In order to achieve an accurate projection of waste volumes for the Proposal, consideration was given to the City of Melbourne's *Waste Management Plan Guidelines* (2021) as this guideline contains a dedicated waste generation rate for a Retirement Village. This rate encompasses all waste generated by residents, which includes waste generated by communal living areas and amenities.

Table 3-1 shows the waste generation rates which have been applied to the Proposal.

Table 3-1: Waste Generation Rates

Tenancy Use Type	City of Melbourne Guideline Reference	Refuse Generation Rate	Recycling Generation Rate
Aged Care Beds	Retirement Village	60L/apartment/week	60/apartment/week

As medical waste is highly dependent on the nature and scale of medical practices undertaken, there are currently no medical/clinical waste generation rates available within published waste management guidelines. Medical waste bin provisions have been based on tenant knowledge of existing facilities, therefore have not been included within this waste generation assessment.

3.3 Waste Generation Volumes

Waste generation is estimated by volume in litres (L) as this is generally the influencing factor when considering bin size, numbers and storage space required.

Waste generation volumes in litres per week (L/week) adopted for this waste assessment is shown Table 3-2. It is estimated that the Proposal will generate 1,140L of refuse and 1,140L of recyclables each week.

Table 3-2: Estimated Waste Generation

New Aged Care Wing	Number of Beds	Waste Generation Rate (L/week)	Waste Generation (L/week)
Refuse	19	60	1,140
Recycling	19	60	1,140
		Total	**2,280**

4 Waste Storage

Waste materials generated within the Proposal will be collected in the bins located in the Bin Storage Area, as shown in Diagram 2, and discussed in the following sub-sections.

4.1 Internal Transfer of Waste

To promote positive recycling behaviour and maximise diversion from landfill, internal bins will be available throughout the Proposal for the source separation of refuse and recycling.

These internal bins will be collected by the staff/cleaners as required and transferred to the Bin Storage Area for consolidation into the appropriate bins.

Additionally, appropriate containers will be placed in all locations where particular categories of medical waste may be generated. Instructions on identification and separation of medical wastes will be posted at each waste collection point to remind staff of procedures.

Suitably qualified medical waste service providers will be engaged to determine storage and collection requirements.

The following points are indicative of minimum requirements for environmental best practice relating to controlled clinical wastes and will be considered within the Proposal:

- Ensuring all clinical and related waste is properly contained;
- Ensuring all relevant measures are taken to reduce risk to staff, the community, and the environment; and
- All waste containers to meet the Australian Standards and are to be of the appropriate colour and have suitable symbols/wording for the waste types to be deposited into that container.

All bins will be colour coded and labelled in accordance with Australian Standards (AS 4123.7) to assist visitors, staff and cleaners to dispose of their separate waste materials in the correct bins.

4.2 Bin Sizes

Table 4-1 gives the typical dimensions of standard bins sizes that may be utilised at the Proposal. It should be noted that these bin dimensions are approximate and can vary slightly between suppliers.

Table 4-1: Typical Bin Dimensions

Dimensions (m)	Bins Sizes			
	240L	660L	1,100L	4.5m³
Depth	0.730	0.780	1.070	1.605
Width	0.585	1.260	1.240	1.805
Height	1.060	1.200	1.330	1.570

Reference: SULO and Veolia Bin Specification Data Sheets

4.3 Bin Storage Area Size

To ensure sufficient area is available for storage of the bins, the number of bins required for the Bin Storage Area was modelled utilising the estimated waste generation in Table 3-2, bin sizes in Table 4-1 and based on collection of refuse and recyclables once each week.

Based on the results shown in Table 4-2 the Bin Storage Area has been sized to accommodate:

- Two 660L refuse bins; and
- Two 660L recycling bins.

Table 4-2: Bin Requirements for Bin Storage Area

Waste Stream	Waste Generation (L/week)	Number of Bins Required			
		240L	660L	1,100L	4.5m^3
Refuse	1,140	5	2	2	1
Recycling	1,140	5	2	2	1

The configuration of these bins within the Bin Storage Area is shown in Diagram 2. It is worth noting that the number of bins and corresponding placement of bins shown in Diagram 2 represents the maximum requirements assuming one collection each week of refuse and recyclables.

Diagram 2: Bin Storage Area

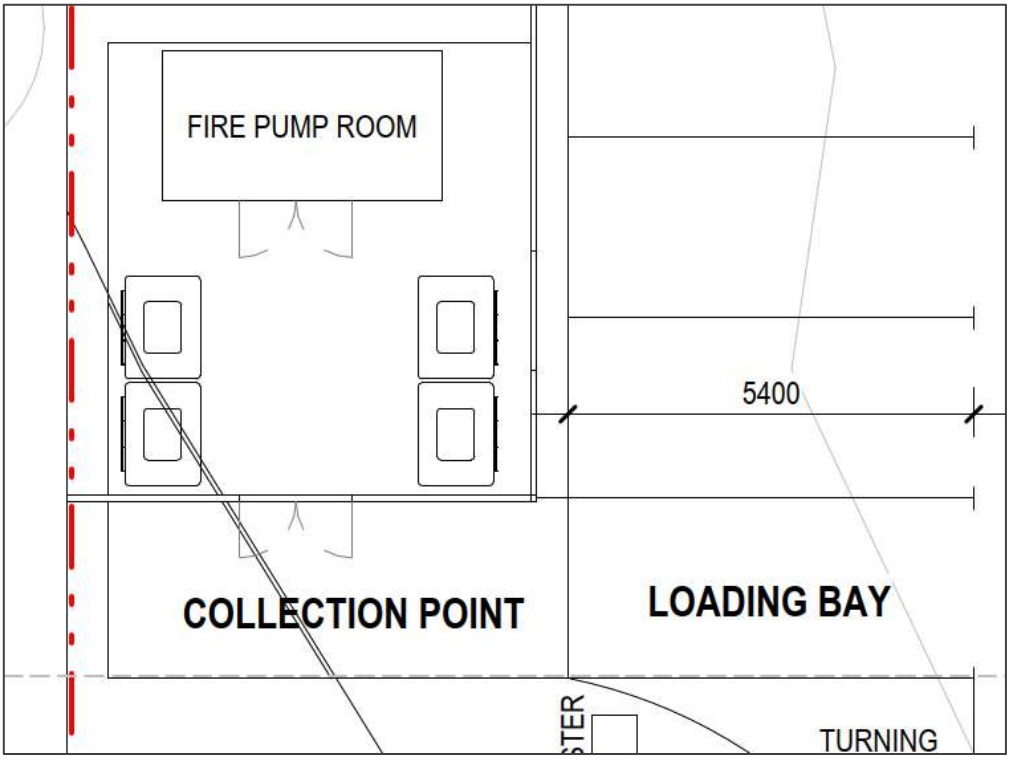

4.4 Bin Storage Area Design

The design of the Bin Storage Area will take into consideration:

- Smooth impervious floor sloped to a drain connected to the sewer system;
- Taps for washing of bins and Bin Storage Area;
- Adequate aisle width for easy manoeuvring of bins;
- No double stacking of bins;
- Doors to the Bin Storage Area self-closing and vermin proof;
- Doors to the Bin Storage Area wide enough to fit bins through;
- Ventilated to a suitable standard;

- Appropriate signage;
- Undercover where possible and be designed to not permit stormwater to enter the drain;
- Located behind the building setback line;
- Bins not to be visible from the property boundary or areas trafficable by the public; and
- Bins are reasonably secured from theft and vandalism.

Bin numbers and storage space within the Bin Storage Area will be monitored by the building manager/caretaker during the operation of the Proposal to ensure that the number of bins and collection frequency is sufficient.

5 Waste Collection

A private waste collection contractor will service the Proposal and provide the new wing with two 660L bins for refuse and two 660L bins for recyclables.

The private contractor will collect refuse and recyclables once each week utilising a smaller rear loader waste collection vehicle.

The private contractor's rear loader waste collection vehicle will service the bins onsite, directly from the Bin Storage Area. The private contractor's rear loader waste collection vehicle will travel on Millars Street, turn into the Proposal's carpark and reverse up directly opposite the Bin Storage Area for servicing, as shown in Diagram 3.

It is proposed that servicing will be conducted outside of normal operating hours to allow the waste collection vehicle to utilise the empty carpark for manoeuvring and mitigate impacts on local traffic movements during peak traffic hours.

Once servicing is complete the private contractor's rear loader waste collection vehicle will exit in a forward motion, turning onto Millar Street moving with traffic flow.

The above servicing method will preserve the amenity of the area by removing the requirement for bins to be presented to the street on collection days. In addition, servicing of bins onsite will reduce the noise generated in the area during collection. Noise from waste vehicles must comply with the Environmental Protection (Noise) Regulations and such vehicles should not service the site before 7.00am or after 7.00pm Monday to Saturday, or before 9.00am or after 7.00pm on Sundays and Public Holidays.

Diagram 3: Swept Path Analysis

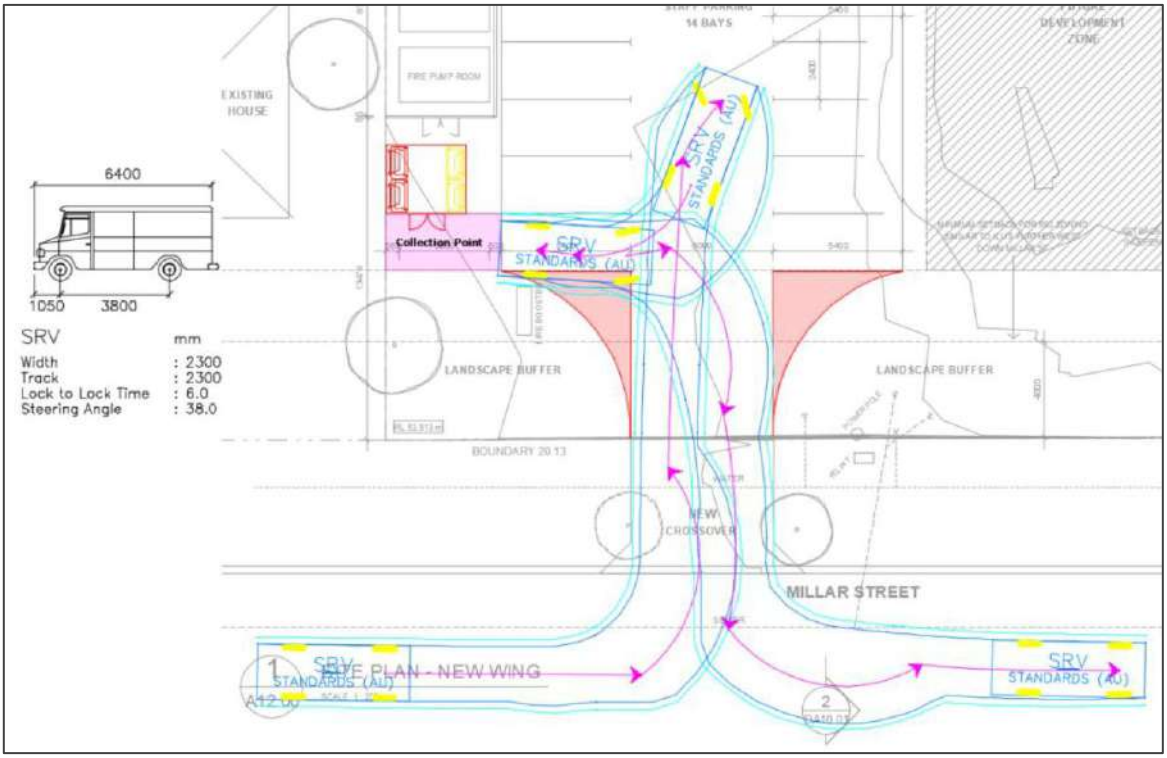

5.1 Bulk and Speciality Waste

Adequate space may be allocated throughout the Proposal for placement of cabinets/containers for collection and storage of bulk and specialty wastes that are unable to be disposed of within the bins in the Bin Storage Area. These may include items such as:

- Refurbishment wastes from fit outs;
- Batteries and E-wastes;
- White goods/appliances;
- Cleaning chemicals; and
- Commercial Light globes.

These materials will be removed from the Proposal once sufficient volumes have been accumulated to warrant disposal. A temporary skip bin could be utilised for collections, if required. Bulk and specialty waste collection will be monitored by building management/caretakers who will organise their transport to the appropriate waste facility, as required.

6 Waste Management

A building manager/caretaker will be engaged to complete the following tasks:

- Monitoring and maintenance of bins and the Bin Storage Area;
- Cleaning of bins and Bin Storage Area, when required;
- Ensure all staff/cleaners at the Proposal are made aware of this WMP and their responsibilities thereunder;
- Monitor staff/cleaner behaviour and identify requirements for further education and/or signage;
- Monitor controlled medical waste accumulation and assist with its removal, as required;
- Monitor bulk and speciality waste accumulation and assist with its removal, as required;
- Regularly engage with staff/cleaners to develop opportunities to reduce waste volumes and increase resource recovery; and
- Regularly engage with the private contractors to ensure efficient and effective waste service is maintained.

7 Conclusion

As demonstrated within this WMP, the Proposal provides a sufficiently sized Bin Storage Area for storage of refuse and recyclables, based on the estimated waste generation volumes and suitable configuration of bins. This indicates that an adequately designed Bin Storage Area has been provided, and collection of refuse and recyclables can be completed from the Proposal.

The above is achieved using:

- Two 660L refuse bins, collected once each week; and
- Two 660L recycling bins, collected once each week.

A private contractor will service the Proposal onsite, directly from the Bin Storage Area. The private contractor's waste collection vehicle will enter and exit the Proposal in forward gear via Millar Street.

A building manager/caretaker will oversee the relevant aspects of waste management at the Proposal.

Figures

Figure 1: Locality Plan

P: PO Box 454, Leederville WA 6903 | A: 604 Newcastle St, Leederville WA 6007 | T: 1300 251 070 | W: www.talisconsultants.com.au

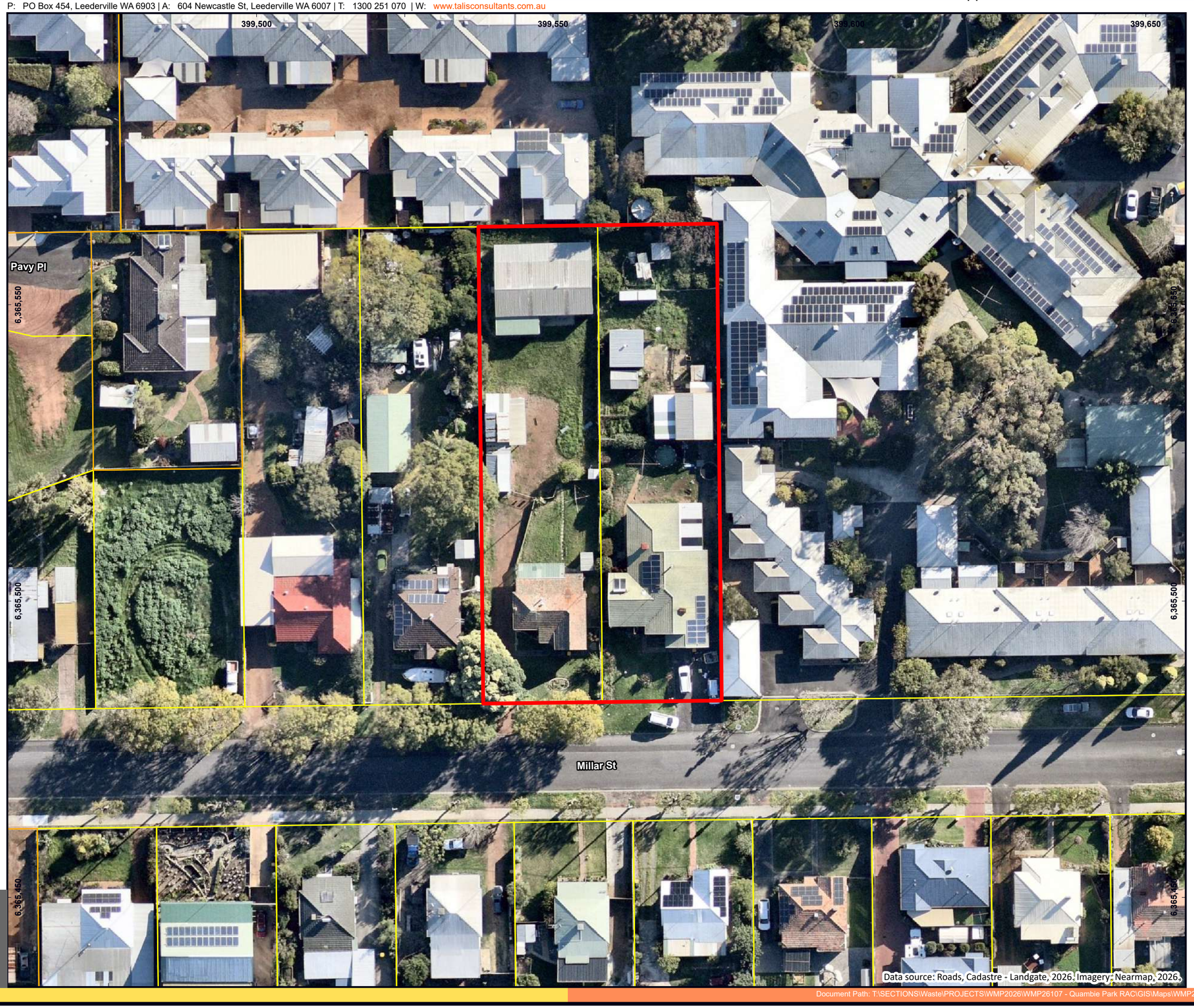

LEGEND

Freehold

Cadastre

Crown Allotment

Freehold

Road

© Talis Consultants Pty Ltd ("Talis") Copyright in the drawings, information and data recorded in this document ("the information") is the property of Talis. This document and the information are solely for the use of the authorised recipient and this document may not be used, transferred or reproduced in whole or part for any purpose other than that which it is supplied by Talis without written consent. Talis makes no representation, undertakes no duty and accepts no responsibility to any third party who may use or rely upon this document or the information.

LOCALITY

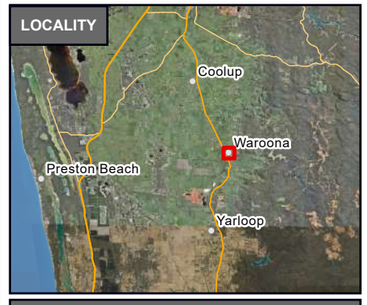

LOCALITY

40 & 42 Millar Street
Waroona WA 6215

Quambie Park Waroona Inc

N
0 5 10 15 20 m

Coordinate System: GDA2020 MGA Zone 50
Scale @ A3: 1:600

Prepared:	PA	Date:	1/09/2026
Reviewed:	JL	Revision:	A
Project:	WMP26107		

talis consultants

Figure 01

Data source: Roads, Cadastre - Landgate, 2026. Imagery: Nearmap, 2026.

talis consultants

Assets | Engineering | Environment | Noise | Spatial | Waste

HEAD OFFICE
604 Newcastle Street,
Leederville, WA 6007

NSW OFFICES
Nowra
76 Bridge Road,
Nowra, NSW 2541

Newcastle
58 Cleary Street,
Hamilton, NSW 2303

QLD OFFICE
Brisbane
35 Boundary Street,
South Brisbane, QLD 4101

P: 1300 251 070 | E: enquiries@talisconsultants.com.au

ABN 85 967 691 321

Appendix 11.3.3 D

Location Plan



SUMMARY OF PAYMENTS FOR THE PERIOD

01/10/2026 TO 31/10/2026

ACCOUNT	CHEQUE NO'S	TOTAL
MUNICIPAL FUND (CHEQUES)	10528 - 10532	$ 17,213.83
TRUST FUND (CHEQUES/EFT'S)	EFT 46160	$ 2,612.78
ELECTRONIC FUND TRANSFERS MUNICIPAL FUND	46034 - 46259	$ 867,544.51
DIRECT WAGES 01/10/2026 - 31/10/2026	N/A	$ 283,559.11
DIRECT DEBITS 01/10/2026 - 31/10/2026	N/A	$ 279,266.79

GRAND TOTAL: $ 1,450,197.02

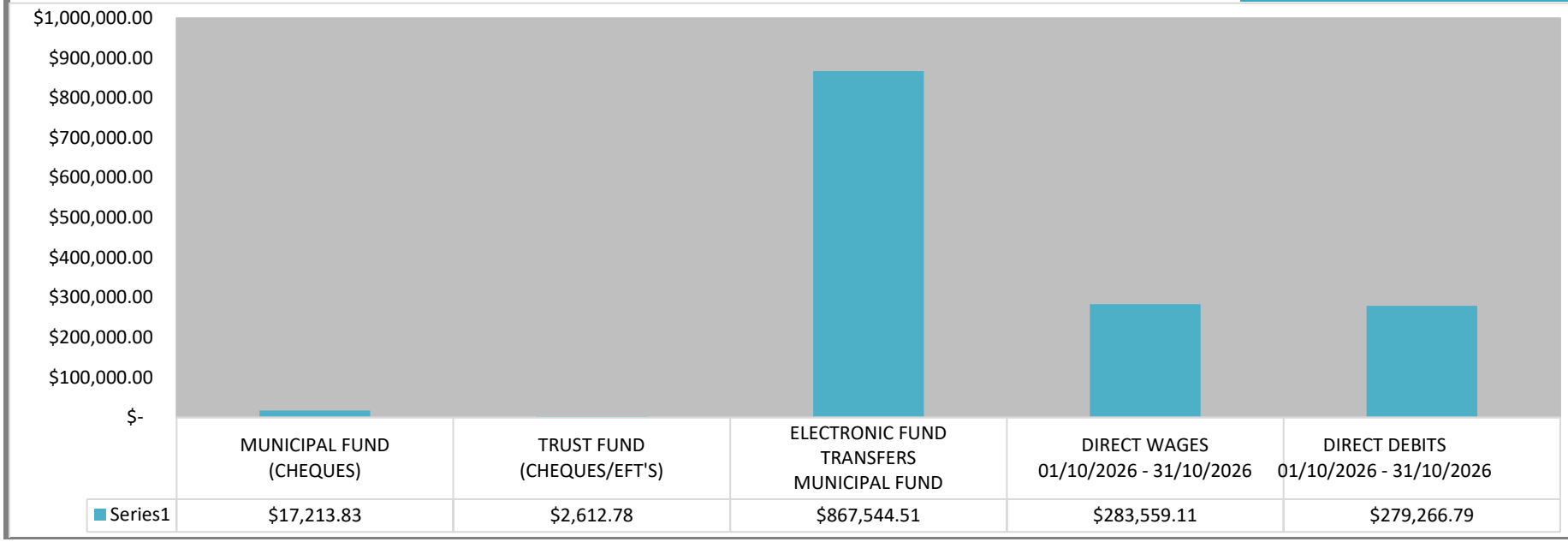

List of Accounts Due & Submitted to Committee November 2026

Municipal Funds Cheques October 2026

Chq/EFT	Date	Name		Amount
10528	08/10/2026	SYNERGY		-126.57
10529	13/10/2026	SHIRE OF WAROONA		-225.00
10530	19/10/2026	SHIRE OF WAROONA		-225.00
10531	27/10/2026	SHIRE OF WAROONA		-675.00
10532	30/10/2026	SYNERGY		-15962.26
			-$	**17,213.83**

Trust Fund Cheques/EFTs

Chq/EFT	Date	Name		Amount
EFT46160	21/10/2026	WAROONA LIGHTS COMMITTEE		-2612.78
			-$	**2,612.78**

Direct Debit Payments

Direct Debit	Date	Name		Amount
DD26259.1	02/10/2026	GOGO MEDIA		-75.90
DD26261.1	01/10/2026	DEPARTMENT OF TRANSPORT		-4606.60
DD26263.1	02/10/2026	AUSSIE BROADBAND LIMITED		-61.20
DD26265.1	02/10/2026	DEPARTMENT OF TRANSPORT		-6165.10
DD26272.1	05/10/2026	DEPARTMENT OF TRANSPORT		-16024.85
DD26275.1	06/10/2026	DEPARTMENT OF TRANSPORT		-95584.95
DD26285.1	08/10/2026	FLEET CARE PTY LTD		-2169.92
DD26287.1	07/10/2026	DEPARTMENT OF TRANSPORT		-6833.70
DD26289.1	08/10/2026	DEPARTMENT OF TRANSPORT		-4299.45
DD26291.1	09/10/2026	DEPARTMENT OF TRANSPORT		-3664.65
DD26294.1	12/10/2026	DEPARTMENT OF TRANSPORT		-9847.20
DD26304.1	13/10/2026	DEPARTMENT OF TRANSPORT		-2727.75
DD26309.1	14/10/2026	BEAM SUPERANNUATION FUND		-26404.31
DD26316.1	14/10/2026	DEPARTMENT OF TRANSPORT		-4190.50
DD26318.1	15/10/2026	DEPARTMENT OF TRANSPORT		-2878.40
DD26320.1	16/10/2026	TELAIR PTY LTD		-995.00
DD26322.1	16/10/2026	TELAIR PTY LTD		-2384.79

DD26325.1	15/10/2026	FLEET PARTNERS PTY LIMITED			-2228.63
DD26327.1	16/10/2026	DEPARTMENT OF TRANSPORT			-5205.65
DD26333.1	19/10/2026	DEPARTMENT OF TRANSPORT			-3388.00
DD26337.1	20/10/2026	DEPARTMENT OF TRANSPORT			-3706.00
DD26347.1	22/10/2026	WEX AUSTRALIA PTY LTD (CALTEX STAR CARD)			-72.27
	Preston Beach Bushfire Brigade				
	30/09/2026	Fuel Card Fee - Ref: 5476	$	2.50	
			Total	**$ 2.50**	
	Waroona West Bushfire Brigade				
	29/09/2026	Fuel - Ref: 1INK008	$	67.27	
	30/09/2026	Fuel Card Fee - Ref: 1369	$	2.50	
			Total	**$ 69.77**	
DD26349.1	21/10/2026	DEPARTMENT OF TRANSPORT			-9311.40
DD26351.1	22/10/2026	DEPARTMENT OF TRANSPORT			-2096.95
DD26353.1	23/10/2026	DEPARTMENT OF TRANSPORT			-1696.70
DD26355.1	26/10/2026	DEPARTMENT OF TRANSPORT			-8191.00
DD26361.1	27/10/2026	DEPARTMENT OF TRANSPORT			-9058.95
DD26364.1	28/10/2026	BEAM SUPERANNUATION FUND			-26667.52
DD26367.1	28/10/2026	DEPARTMENT OF TRANSPORT			-10661.70
DD26374.1	29/10/2026	DEPARTMENT OF TRANSPORT			-3978.50
DD26376.1	30/10/2026	DEPARTMENT OF TRANSPORT			-4089.25
				-$	**279,266.79**

Municipal Electronic Funds Transfers

Chq/EFT	Date	Name		Amount
EFT46034	05/10/2026	ESTUARY BOBCATS		-25520.00
EFT46035	05/10/2026	LOCKDOWN SECURITY		-220.00
EFT46036	05/10/2026	NATURE PLAYGROUNDS		-78.65
EFT46037	05/10/2026	THE WHEELER FAMILY TRUST ATF WAROONA ELECTRICAL SERVICES		-530.67
EFT46038	05/10/2026	BOODJA VENTURES		-1650.00
EFT46039	05/10/2026	MANDURAH PSYCHOLOGICAL SERVICES PTY LTD		-198.00
EFT46040	05/10/2026	TERKOS DRIVER TRAINING PTY LTD		-1145.00
EFT46041	05/10/2026	BULLIVANTS		-1631.00
EFT46042	05/10/2026	SHIRE OF WAROONA - SUNDRY DEBTORS		-118.00

EFT46043	05/10/2026	CHILD SUPPORT AGENCY	-349.65
EFT46044	05/10/2026	SHIRE OF WAROONA STAFF LOTTO SYNDICATE	-152.00
EFT46045	05/10/2026	STOCKMAN HOLDEN	-530.00
EFT46046	05/10/2026	SHIRE OF WAROONA	-50.00
EFT46047	05/10/2026	WAROONA BOWLING CLUB	-1091.50
EFT46048	05/10/2026	WESTRAC EQUIPMENT PTY LTD	-207.52
EFT46049	05/10/2026	WML CONSULTANTS	-1207.25
EFT46050	08/10/2026	PETES TREEWORX	-3426.16
EFT46051	08/10/2026	KONECRANES PTY LTD	-1116.50
EFT46052	08/10/2026	STATEWIDE TURF SERVICES	-18890.00
EFT46053	08/10/2026	CITY & REGIONAL FUELS	-17200.12
EFT46054	08/10/2026	SURVEYING SOUTH	-4950.00
EFT46055	08/10/2026	SJ TRAFFIC MANAGEMENT	-2553.71
EFT46056	08/10/2026	SCOPE BUSINESS IMAGING	-2092.11
EFT46057	08/10/2026	TEAM GLOBAL EXPRESS PTY LTD	-121.99
EFT46059	08/10/2026	EMILIO ANDALAN and GLAISA GENUINO	-316.00
EFT46060	08/10/2026	SCAVENGER FIRE & SAFETY	-367.40
EFT46061	08/10/2026	GREGORY GEORGE HOOPER	-806.50
EFT46062	08/10/2026	TIMBER INSIGHT PTY LTD	-15807.00
EFT46063	08/10/2026	UHG TRADING PTY LTD	-566.50
EFT46064	08/10/2026	THE WHEELER FAMILY TRUST ATF WAROONA ELECTRICAL SERVICES	-460.85
EFT46065	08/10/2026	FOCUS NETWORKS	-5306.62
EFT46066	08/10/2026	DT FAB 4x4	-4231.60
EFT46067	08/10/2026	MODE	-3960.00
EFT46068	08/10/2026	WA MAPPING	-11550.00
EFT46069	08/10/2026	WAROONA HARDWARE (MITRE 10)	-425.00
EFT46070	08/10/2026	MANDURAH PSYCHOLOGICAL SERVICES PTY LTD	-280.00
EFT46071	08/10/2026	WORKSCREEN PTY LTD	-1094.50
EFT46072	08/10/2026	AM PISCONERI PTY LTD	-13266.00
EFT46073	08/10/2026	BEAM ME UP MEDIA trading AS STAR TRACKS ASTRO EVENTS	-4070.00
EFT46074	08/10/2026	A & L PRINT T/A SW PRECISION	-376.00
EFT46075	08/10/2026	DE ROSAS HIGHWAY MOTORS	-594.00
EFT46076	08/10/2026	JASON SIGNMAKERS	-816.10
EFT46077	08/10/2026	LOCAL GOVERNMENT PROFESSIONALS AUSTRALIA WA	-834.00

EFT46078	08/10/2026	MIRACLE RECREATION EQUIPMENT			-990.00
EFT46079	08/10/2026	MALATESTA GROUP HOLDINGS PTY LTD			-800.00
EFT46081	08/10/2026	WAROONA COMMUNITY RESOURCE CENTRE INC -TELECENTRE			-1100.00
EFT46082	08/10/2026	WA LOCAL GOVERNMENT ASSOCIATION (WALGA)			-429.00
EFT46083	08/10/2026	WAROONA RURAL SERVICES			-1709.00
EFT46084	08/10/2026	WML CONSULTANTS			-6484.51
EFT46085	12/10/2026	NATIONAL AUSTRALIA BANK			-9067.40
	Chief Executive Officer				
	31/08/2026	Fairfax Media - Ref: 74564726240	$	25.99	
	18/09/2026	Wilson Parking - Ref: 74564456260	$	46.00	
	18/09/2026	Convention Centre Parking - Ref: 24324406259	$	13.12	
	18/09/2026	Quay Perth - Ref: 74940526259	-$	649.14	
	21/09/2026	Convention Centre Parking - Ref: 24324406261	$	27.26	
	21/09/2026	Quay Perth - Ref: 74940526262	$	68.72	
	21/09/2026	Quay Perth - Ref: 74940526262	$	63.83	
	29/09/2026	Fairfax Media - Ref: 74564726271	$	25.99	
	29/09/2026	NAB Card Fee - Ref: 74557046272	$	9.00	
		Total CEO	**-$**	**369.23**	
	Director Corporate and Community Services				
	31/08/2026	Waroona Roadhouse - Ref: 24109336241	$	76.00	
	07/09/2026	Waroona Roadhouse - Ref: 24109336249	$	103.40	
	18/09/2026	Vibe Waroona - Ref: 74564456260	$	106.69	
	28/09/2026	Vibe Waroona - Ref: 74564456268	$	82.22	
	29/09/2026	NAB Card Fee - Ref: 74557046272	$	9.00	
		Total DCCS	**$**	**377.31**	
	Director Customer and Development Services				
	31/08/2026	Air BnB - Ref: 74069886239	$	888.00	
	03/09/2026	Crown Perth Merrywell - Ref: 74773886244	$	66.00	
	03/09/2026	Google Australia - Ref: 74773886244	$	429.18	
	03/09/2026	Crown Metropol Perth - Ref: 74773886244	$	308.51	
	03/09/2026	Crown Metropol Perth - Ref: 74773886244	$	308.51	
	15/09/2026	Waroona Roadhouse - Ref: 24109336257	$	91.01	
	21/09/2026	Quay Perth - Ref: 74940526262	$	603.15	
	25/09/2026	Westralia Signs - Ref: 74201336267	$	86.00	

28/09/2026	Caltex Byford - Ref: 74564456268	$	65.87
29/09/2026	EG Group Geraldton - Ref: 74278246271	$	68.02
29/09/2026	NAB Card Fee - Ref: 74557046272	$	9.00
	Total DCDS	**$**	**2,923.25**
Manager Corporate Services			
04/09/2026	Standards Australia - Ref: 11039432896	$	239.46
21/09/2026	Waroona Roadhouse - Ref: 24109336261	$	56.01
21/09/2026	Waroona Roadhouse - Ref: 24109336261	$	50.00
29/09/2026	NAB Card Fee - Ref: 74557046272	$	9.00
	Total MCS	**$**	**354.47**
Executive Assistant			
03/09/2026	Forever Songs - Ref: 24011346246	$	29.00
07/09/2026	Smart Parking - Ref: 74201336248	$	7.00
14/09/2026	Pinjarra Bakery - Ref: 74201336254	$	256.66
17/09/2026	Vibe Waroona - Ref: 74564456259	$	45.52
22/09/2026	Rawlinsons - Ref: 74201336264	$	450.00
29/09/2026	NAB Card Fee - Ref: 74557046272	$	9.00
	Total EA	**$**	**797.18**
Visitor Centre Manager			
01/09/2026	Spotlight - Ref: 00570138195	$	75.60
17/09/2026	Spotlight - Ref: 00506237658	$	12.60
25/09/2026	Kmart - Ref: 74039196267	$	21.49
29/09/2026	NAB Card Fee - Ref: 74557046272	$	9.00
	Total VCM	**$**	**118.69**
Manager Community and Economic Development			
31/08/2026	Facebook - Ref: 74313196240	$	31.89
31/08/2026	Vibe Placid Ark - Ref: 74564456241	$	98.54
07/09/2026	City of Perth Parking - Ref: 24324406246	$	18.17
07/09/2026	Vibe Placid Ark - Ref: 74564456247	$	85.68
09/09/2026	Waroona Newsagency - Ref: 7472426250	$	15.60
10/09/2026	Vibe Placid Ark - Ref: 74564456252	$	91.93
11/09/2026	Waroona Hardware - Ref: 74229856253	$	107.85
15/09/2026	Nightowl Ravenswood - Ref: 74211986257	$	100.27
17/09/2026	Apex Display - Ref: 03661006462	$	407.07

18/09/2026	Waroona Roadhouse - Ref: 24109336260	$	30.60
21/09/2026	Anaconda Mandurah - Ref: 02442486120	$	229.99
21/09/2026	Waroona Roadhouse - Ref: 24109336261	$	106.52
24/09/2026	Bannerbuzz - Ref: 74201336266	$	147.85
25/09/2026	Vibe Placid Ark - Ref: 74564456267	$	109.36
28/09/2026	Facebook - Ref: 74987506268	$	66.00
29/09/2026	Facebook - Ref: 74987506272	$	31.89
29/09/2026	NAB Card Fee - Ref: 74557046272	$	9.00
	Total MCED	**$**	**1,688.21**
Manager Development Services			
04/09/2026	Booking.com - Ref: 74071916246	$	1,418.28
21/09/2026	McDonalds - Ref: 74564726261	$	17.00
22/09/2026	Ampol Erskine - Ref: 74940526263	$	99.85
29/09/2026	NAB Card Fee - Ref: 74557046272	$	9.00
	Total MDS	**$**	**1,544.13**
Executive Manager Infrastructure Services			
01/09/2026	WA Safety - Ref: 74201336243	$	48.90
11/09/2026	Intafloors - Ref: 74201336253	$	202.40
14/09/2026	Anaconda - Ref: 74069886253	$	555.00
29/09/2026	NAB Card Fee - Ref: 74557046272	$	9.00
	Total EMIS	**$**	**815.30**
Bushfire Risk Mitigation Coordinator			
23/09/2026	Collie Ridge Motel - Ref: 74564726265	$	705.00
24/09/2026	The Club Hotel Collie - Ref: 74773886265	$	50.82
25/09/2026	Collie Ridge Motel - Ref: 74564726267	$	25.00
25/09/2026	Barnzees - Ref: 74064146267	$	22.86
29/09/2026	NAB Card Fee - Ref: 74557046272	$	9.00
	Total BRMC	**$**	**812.68**
Other Charges			
31/08/2026	International Transaction Fee - Ref: 74557046243	$	0.96
03/09/2026	International Transaction Fee - Ref: 74557046246	$	1.02
28/09/2026	International Transaction Fee - Ref: 74557046271	$	2.31
29/09/2026	International Transaction Fee - Ref: 74557046272	$	1.12
	Total Other Charges	**$**	**5.41**

EFT46086	16/10/2026	LUNA GARDINER	-141.38
EFT46087	16/10/2026	PRESSURE MASTERS	-40.70
EFT46088	16/10/2026	KLEEN WEST DISTRIBUTORS	-551.38
EFT46089	16/10/2026	BULK BILLING CLERK DEPARTMENT OF TRANSPORT	-10.20
EFT46090	16/10/2026	PETES TREEWORX	-6088.06
EFT46091	16/10/2026	DEPARTMENT OF LOCAL GOVERNMENT, INDUSTRY REGULATION & SAFETY	-6355.27
EFT46092	16/10/2026	KATHLEEN NORMA KRAUTH	-184.23
EFT46093	16/10/2026	JENNIFER ANNE MCWHA	-1788.10
EFT46094	16/10/2026	SAVAGE ST	-43.50
EFT46095	16/10/2026	TRICIA MICHELLE DALLING	-9.06
EFT46096	16/10/2026	PETER FOEKEN	-8.70
EFT46097	16/10/2026	RON BELLAIRS	-27428.28
EFT46098	16/10/2026	LOCKDOWN SECURITY	-825.00
EFT46099	16/10/2026	DAVREY GROWERS	-110.70
EFT46100	16/10/2026	KATHLEEN ELIZABETH COLE	0.00
EFT46101	16/10/2026	ALANA RAINER	-421.42
EFT46102	16/10/2026	FIONA ELLIS	-36.26
EFT46103	16/10/2026	TEAM GLOBAL EXPRESS PTY LTD	-171.78
EFT46104	16/10/2026	WAROONA ABORIGINAL AND TORRES STRAIT ISLANDER CORPORATION	-2239.97
EFT46105	16/10/2026	LITTLE FARM HONEY - MAREE ELLIS	-345.98
EFT46106	16/10/2026	NORTHSTAR ASSET TRUST T/AS ARTISTRALIA	-440.00
EFT46107	16/10/2026	HARVEY PLUMBING AND GAS	-6150.34
EFT46108	16/10/2026	BARBARA MILLAR	-112.39
EFT46109	16/10/2026	CRAIG WILSON DONOHUE	-151.80
EFT46110	16/10/2026	LISA GAYE WALKER	-112.42
EFT46111	16/10/2026	AQUAMONIX PTY LTD	-2170.30
EFT46112	16/10/2026	HELEN THERESE HENDERSON	-18.13
EFT46113	16/10/2026	LYNETTE ANNE CLARK	-26.11
EFT46114	16/10/2026	SEASCAPES PAINTING	-1925.00
EFT46115	16/10/2026	HELEN GRACE PRATT	-5.00
EFT46116	16/10/2026	AUSTRALIA POST (NEW)	-345.81
EFT46117	16/10/2026	WAROONA ROADHOUSE	-425.69
EFT46118	16/10/2026	EARTHLY RAINBOW CREATIONS	-76.13
EFT46119	16/10/2026	CLAUDIA FRANKS	-63

EFT46120	16/10/2026	THE WHEELER FAMILY TRUST ATF WAROONA ELECTRICAL SERVICES	-1685.54
EFT46121	16/10/2026	FOCUS NETWORKS	-21639.64
EFT46122	16/10/2026	CF BUILDING APPROVALS	-9790.00
EFT46123	16/10/2026	LITTLE FAIRY FACE PAINTING	-800.00
EFT46124	16/10/2026	MICHELLE O'NEILE	-21.68
EFT46125	16/10/2026	TREVOR JAMES FLOYD	-76.14
EFT46126	16/10/2026	CAROL JOY SMIT	-22.13
EFT46127	16/10/2026	SKETCHES BY HAYLEY B	-54.38
EFT46128	16/10/2026	CREATIONS 49	-52.57
EFT46129	16/10/2026	WEST GIS	-2557.50
EFT46130	16/10/2026	MANDURAH PEST CONTROL	-4017.16
EFT46131	16/10/2026	WAROONA HARDWARE (MITRE 10)	-312.73
EFT46132	16/10/2026	WORKSCREEN PTY LTD	-968.00
EFT46133	16/10/2026	CHARLES HULL CONTRACTING	-23479.90
EFT46134	16/10/2026	DE ROSAS HIGHWAY MOTORS	-44.00
EFT46135	16/10/2026	IT VISION SOFTWARE PTY LTD T/A READYTECH	-550.00
EFT46136	16/10/2026	LGIS LIABILITY	-175962.54
EFT46137	16/10/2026	PRESTIGE PRODUCTS	-215.31
EFT46138	16/10/2026	PFD FOOD SERVICES PTY LTD	-514.35
EFT46139	16/10/2026	PEEL H20 SOLUTIONS	-2561.20
EFT46140	16/10/2026	SHIRE OF WAROONA - SUNDRY DEBTORS	-710.00
EFT46141	16/10/2026	THE WEST AUSTRALIAN (HARVEY REPORTER)	-1590.36
EFT46142	16/10/2026	CHILD SUPPORT AGENCY	-349.65
EFT46143	16/10/2026	SHIRE OF WAROONA STAFF LOTTO SYNDICATE	-156.00
EFT46144	16/10/2026	STOCKMAN HOLDEN	-273.50
EFT46145	16/10/2026	SHIRE OF WAROONA	-85.00
EFT46146	16/10/2026	SOUTHERN LOCK & SECURITY	-147.00
EFT46147	16/10/2026	BJW (WA) PTY LTD T/AS RG UPTON	-371.25
EFT46148	16/10/2026	WAROONA NEWS	-17.98
EFT46149	16/10/2026	IAN DIFFEN CITY DISCOUNT TYRES WAROONA (WAROONA TYRE MECHANICAL)	-163.90
EFT46150	16/10/2026	WAROONA IGA	-865.79
EFT46151	16/10/2026	PAULINE BONNER	-234.07
EFT46152	16/10/2026	JEANETTE AUDINO (Beadsparklez)	-166.42
EFT46153	16/10/2026	SUSAN KATHLEEN NAPOLI	-159.75

EFT46154	16/10/2026	GAIL DIANNE CURTIS	-202.55
EFT46155	16/10/2026	CHRISTINE HYDE	-604.37
EFT46156	16/10/2026	SANDRA HEPTON	-35.89
EFT46157	16/10/2026	VICKI MARIE LORRAWAY	-122.90
EFT46158	16/10/2026	TAMRA HULL	-57.28
EFT46159	16/10/2026	JENNIFER IRENE STOKES	-65.28
EFT46161	21/10/2026	AUSTRALIAN TAXATION OFFICE	-87276.00
EFT46162	23/10/2026	NATHAN NOTTLE	-1000.00
EFT46163	23/10/2026	KLEEN WEST DISTRIBUTORS	-1329.90
EFT46164	23/10/2026	PETES TREEWORX	-16437.78
EFT46165	23/10/2026	T-QUIP	-34.14
EFT46166	23/10/2026	SEEK	-396.00
EFT46167	23/10/2026	D & E DIESEL SERVICES	-3666.05
EFT46168	23/10/2026	DE NADA ENGINEERING SURVEYS PTY LTD	-440.00
EFT46169	23/10/2026	DAVES RETRAVISION HARVEY (KAMBO'S)	-1645.00
EFT46170	23/10/2026	KATHLEEN ELIZABETH COLE	-21.75
EFT46171	23/10/2026	TEAM GLOBAL EXPRESS PTY LTD	-70.05
EFT46172	23/10/2026	WAROONA ABORIGINAL AND TORRES STRAIT ISLANDER CORPORATION	-687.50
EFT46173	23/10/2026	HARVEY PLUMBING AND GAS	-352.00
EFT46174	23/10/2026	CORSIGN	-27.50
EFT46175	23/10/2026	CRISP WIRELESS	-1308.00
EFT46176	23/10/2026	WILD EYED PRESS	-334.40
EFT46177	23/10/2026	AMAZON WEB SERVICES AUSTRALIA PTY LTD	-562.78
EFT46178	23/10/2026	ANDREW ANTHONY SANDRI	-56.30
EFT46179	23/10/2026	JEFFREY ROY MORRIS	-779.00
EFT46180	23/10/2026	SUCCESSFUL PROJECTS	-1969.00
EFT46181	23/10/2026	OMNICOM MEDIA GROUP AUSTRALIA PTY LTD	-1593.28
EFT46182	23/10/2026	FULLY PROMOTED MANDURAH	-559.71
EFT46183	23/10/2026	THE WHEELER FAMILY TRUST ATF WAROONA ELECTRICAL SERVICES	-1308.37
EFT46184	23/10/2026	FOCUS NETWORKS	-1072.50
EFT46185	23/10/2026	UNITED WOLVES	-963.60
EFT46186	23/10/2026	AE HOSKINS BUILDING SERVICES	-17897.50
EFT46187	23/10/2026	PINJARRA VETERINARY HOSPITAL	-63.60
EFT46188	23/10/2026	GE CONTRACTING PTY LTD	-41287.50

EFT46189	23/10/2026	THE FUN DEPOT	-1018.26
EFT46190	23/10/2026	BCITF	-5991.75
EFT46191	23/10/2026	CLEANAWAY	-43737.92
EFT46192	23/10/2026	CHARLES HULL CONTRACTING	-605.00
EFT46193	23/10/2026	FILTREX INNOVATIVE WASTEWATER SOLUTIONS	-118.00
EFT46194	23/10/2026	HARVEY COURIER	-86.50
EFT46195	23/10/2026	HARVEY WATER	-328.88
EFT46196	23/10/2026	HEIDELBERG MATERIALS AUSTRALIA	-2524.35
EFT46197	23/10/2026	JASON SIGNMAKERS	-195.32
EFT46198	23/10/2026	LANDGATE	-1923.12
EFT46199	23/10/2026	LIONS CLUB OF WAROONA	-2000.00
EFT46200	23/10/2026	LOCAL GOVERNMENT PROFESSIONALS AUSTRALIA WA	-700.00
EFT46201	23/10/2026	LANDCARE SJ INC	-434.50
EFT46202	23/10/2026	A1 LOCKSMITHS (MANDURAH LOCK & KEY)	-407.50
EFT46203	23/10/2026	McLEODS LAWYERS PTY LTD	-834.20
EFT46204	23/10/2026	PLANT INVESTMENTS PTY LTD	-357.50
EFT46205	23/10/2026	SHIRE OF WAROONA	-8.25
EFT46206	23/10/2026	D & A ENTERPRISES (WA) PTY LTD T/AS T & V FENCING	-4732.37
EFT46207	23/10/2026	MOORE AUSTRALIA (WA) PTY LTD	-1485.00
EFT46208	23/10/2026	WORK CLOBBER	-197.10
EFT46209	23/10/2026	WAROONA COMMUNITY RESOURCE CENTRE INC -TELECENTRE	-2200.00
EFT46210	23/10/2026	WAROONA BASKETBALL ASSOCIATION	-2000.00
EFT46211	23/10/2026	WAROONA GOLF CLUB	-2000.00
EFT46212	30/10/2026	PRESSURE MASTERS	-19.80
EFT46213	30/10/2026	KLEEN WEST DISTRIBUTORS	-1222.38
EFT46214	30/10/2026	PETES TREEWORX	-8932.68
EFT46215	30/10/2026	ESTUARY BOBCATS	-44288.20
EFT46216	30/10/2026	HEATLEYS SAFETY & INDUSTRIAL	-166.19
EFT46217	30/10/2026	HARVEY TOWING SERVICE	-293.74
EFT46218	30/10/2026	HELLO PERTH	-1210.00
EFT46219	30/10/2026	RON BELLAIRS	-8789.00
EFT46220	30/10/2026	SJ TRAFFIC MANAGEMENT	-3352.38
EFT46221	30/10/2026	FUEL TECHNOLOGY	-1474.00
EFT46222	30/10/2026	WAROONA WAGERUP YARLOOP MEALS ON WHEELS	-11000.00

EFT46223	30/10/2026	TELAIR PTY LTD	-379.00
EFT46224	30/10/2026	TEAM GLOBAL EXPRESS PTY LTD	-92.69
EFT46225	30/10/2026	HARVEY PLUMBING AND GAS	-786.50
EFT46226	30/10/2026	CORSIGN	-79.20
EFT46227	30/10/2026	JOHN GERRARD DOWSETT	-806.50
EFT46228	30/10/2026	GREG LUCAS	-695.00
EFT46229	30/10/2026	EVICOM PTY LTD	-6034.00
EFT46230	30/10/2026	THE WHEELER FAMILY TRUST ATF WAROONA ELECTRICAL SERVICES	-7649.75
EFT46231	30/10/2026	PATANE FARMS PTY LTD	-5164.82
EFT46232	30/10/2026	PARTY PLUS MANDURAH	-1192.00
EFT46233	30/10/2026	TOTAL HYGIENE SERVICES	-206.80
EFT46234	30/10/2026	BOODJA VENTURES	-552.00
EFT46235	30/10/2026	JENKINS MECHANICAL	-4317.50
EFT46236	30/10/2026	WA MAPPING	-4125.00
EFT46237	30/10/2026	PRESTON BEACH ONE STOP SHOP	-532.55
EFT46238	30/10/2026	WAROONA HARDWARE (MITRE 10)	-170.33
EFT46239	30/10/2026	MANDURAH PSYCHOLOGICAL SERVICES PTY LTD	-280.00
EFT46240	30/10/2026	GAVIN TREASURE	-548.88
EFT46241	30/10/2026	VIVACIOUS SURROUNDS	-1320.00
EFT46242	30/10/2026	ARROW BRONZE	-295.87
EFT46243	30/10/2026	BELL FIRE EQUIPMENT	-2448.05
EFT46244	30/10/2026	JASON SIGNMAKERS	-104.06
EFT46245	30/10/2026	A1 LOCKSMITHS (MANDURAH LOCK & KEY)	-528.00
EFT46246	30/10/2026	PLANT INVESTMENTS PTY LTD	-2900.15
EFT46247	30/10/2026	PFD FOOD SERVICES PTY LTD	-1391.90
EFT46248	30/10/2026	SHIRE OF WAROONA - SUNDRY DEBTORS	-710.00
EFT46249	30/10/2026	CHILD SUPPORT AGENCY	-349.65
EFT46250	30/10/2026	SHIRE OF WAROONA STAFF LOTTO SYNDICATE	-156.80
EFT46251	30/10/2026	SYNERGY - STREETLIGHT ACCOUNT	-9646.76
EFT46252	30/10/2026	SHIRE OF WAROONA	-118.00
EFT46253	30/10/2026	SOUTH WEST COMPRESSORS	-730.11
EFT46254	30/10/2026	ST JOHN AMBULANCE (BELMONT)	-726.00
EFT46255	30/10/2026	D & A ENTERPRISES (WA) PTY LTD T/AS T & V FENCING	-1082.81
EFT46256	30/10/2026	WAROONA DISTRICT HIGH SCHOOL	-250.00

EFT46257	30/10/2026	WORK CLOBBER		-429.75
EFT46258	30/10/2026	WESTRAC EQUIPMENT PTY LTD		-1040.74
EFT46259	30/10/2026	WAROONA IGA		-35.00
			-$	**867,544.51**

Electronic Fund Transfer - Direct Salaries & Wages			
Date	**Name**		**Amount**
13/10/2026	NATIONAL AUSTRALIA BANK	-$	141,438.48
27/10/2026	NATIONAL AUSTRALIA BANK	-$	142,120.63
		-$	**283,559.11**

Total Municipal Fund Cheques	**-**	**17,213.83**
Total Trust Fund Cheques	**-**	**2,612.78**
Total Direct Debit	**-**	**279,266.79**
Total Electronic Funds	**-**	**867,544.51**
Total Direct Wages	**-**	**283,559.11**
	-$	**1,450,197.02**

SHIRE OF
WAROONA
SEA TO SCARP

MONTHLY FINANCIAL REPORT

FOR THE PERIOD ENDED 31 OCTOBER 2026

SHIRE OF WAROONA
MONTHLY FINANCIAL REPORT

SHIRE OF WAROONA
MONTHLY FINANCIAL REPORT
TABLE OF CONTENTS

FOR THE PERIOD ENDED 31 OCTOBER 2026

Statement of Financial Activity by nature & type		2
Statement of Financial Position		3
Note 1	Basis of preparation	4
Note 2	Statement of Financial Activity Information	5 - 6
Note 3	Explanation of material variances	7
Note 4	Graphical Representation	8
Note 5	Cash and financial assets	9
Note 6	Reserve accounts	10
Note 7	Capital disposals and acquisitions	11 - 12
Note 8	Grants, subsidies and contributions	13
Note 9	Receivables	14
Note 10	Payables	15
Note 11	Rating information	16
Note 12	Information on borrowings	17
Note 13	Budget amendments	18 - 19
Note 14	Trust fund	20

The financial statements presented for the month of October are in draft format and are subject to amendments. All reasonable care is taken to ensure these statements reflect accurate records at the time of preparation; however, they remain subject to adjustment as the month has not yet been finalised and further checks, reconciliations and end of month review processes may identify amendments. The finalised financial results, including a true and complete reflection of the Shire's financial activity and year-end position, will be provided in the audited Financial Statements.

LOCAL GOVERNMENT ACT 1995
LOCAL GOVERNMENT (FINANCIAL MANAGEMENT) REGULATIONS 1996

SHIRE OF WAROONA
STATEMENT OF FINANCIAL ACTIVITY BY NATURE OR TYPE

FOR THE PERIOD ENDED 31 OCTOBER 2026

Details	Note	Original Budget	YTD Budget	YTD Actual	Var. $ (b)-(a)	Var. % (b)-(a)/(b)	Var.
OPERATING ACTIVITIES		$	$	$			
Revenue from operating activities							
General rates	8	6,798,655	6,798,655	6,805,300	**6,645**	0%	
Grants, Subsidies and Contributions	8	1,164,716	217,445	313,156	**95,711**	31%	▲
Fees and Charges		2,234,787	1,592,303	1,662,478	**70,175**	4%	▲
Interest Earnings		276,375	4,255	7,056	**2,801**	40%	▲
Other Revenue		208,045	59,204	82,043	**22,839**	28%	▲
Profit on Asset Disposal	10	54,133	53,085	0	**(53,085)**	(100%)	▼
Fair value adjustments to financial assets at fair value		0	0	0	**0**		
		10,736,711	**8,724,947**	**8,870,034**			
Expenditure from operating activities							
Employee Costs		(5,794,894)	(2,221,097)	**(1,822,457)**	**(398,640)**	(22%)	▼
Materials and Contracts		(4,506,388)	(1,650,956)	**(1,255,190)**	**(395,766)**	(32%)	▼
Utilities Charges		(424,449)	(176,421)	**(161,847)**	**(14,574)**	(9%)	
Depreciation (Non-Current Assets)		(2,845,667)	(948,560)	**(740,411)**	**(208,149)**	(28%)	▼
Finance Costs		(50,133)	0	**1,573**	**(1,573)**	100%	
Insurance Expenses		(329,920)	(329,924)	**(290,080)**	**(39,844)**	(14%)	▼
Other Expenditure		(354,401)	(54,198)	**(45,195)**	**(9,003)**	(20%)	▼
Loss on Asset Disposal	10	(40,195)	(9,674)	**0**	**(9,674)**	(100%)	▼
		(14,346,047)	**(5,390,830)**	**(4,313,607)**	**1,077,223**		
Non-cash amounts excluded from operating activities		**2,789,060**	0	740,411	**740,411**		
Amount attributable to operating activities		**(820,276)**	**3,334,117**	**5,296,838**	**1,962,721**		
INVESTING ACTIVITIES							
Inflows from investing activities							
Proceeds from capital grants, subsidies and contributions		4,297,539	950,508	653,171	**(297,337)**	(46%)	▼
Proceeds from disposal of assets	10	187,000	**0**	0	**0**		
		4,484,539	**950,508**	**653,171**	**297,337**		
Outflows from investing activities							
Payments for property, plant and equipment		(1,565,638)	(557,371)	(101,702)	**(455,669)**	(448%)	▼
Payments for construction of infrastructure		(5,022,156)	(491,064)	(439,539)	**(51,525)**	(12%)	▼
		(6,587,794)	**(1,048,435)**	**(541,240)**	**507,195**		
Non-cash amounts excluded from investing activities		0	**151,141**	**151,141**	**0**		
Amount attributable to investing activities		**(2,103,255)**	**(97,927)**	**263,072**	**360,999**		
FINANCING ACTIVITIES							
Inflows from financing activities							
Proceeds from new debentures		612,000	0	0	**0**		
Lease liabilities recognised		0	**0**	0	**0**		
Transfer from reserve		97,000	**46,800**	0	**(46,800)**	(100%)	▼
		709,000	**46,800**	**0**	**(46,800)**	(100%)	▼
Outflows from financing activities							
Repayment of borrowings		(67,656)	0	**0**	**0**		
Payments for principal portion of lease liabilities		0	0		**0**		
Transfer to reserves		(225,045)	0	**0**	**0**		
		(292,701)	**0**	**0**	**0**		
Non-cash amounts excluded from financing activities		0	**(151,141)**	**(151,141)**	**0**		
Amount attributable to financial activities		**416,299**	**46,800**	**(151,141)**	**(197,941)**	131%	
MOVEMENT IN SURPLUS DEFICIT							
Surplus or deficit at the start of the financial year		2,507,232	0	**3,031,541**	**3,031,541**		
Amount attributable to operating activities		(820,276)	3,334,117	5,296,838	**1,962,721**		
Amount attributable to investing activities	0	(2,103,255)	(97,927)	263,072	**360,999**		
Amount attributable to financing activities		416,299	46,800	(151,141)	**(197,941)**	131%	
Surplus or deficit after imposition of general rates		**0**	**3,282,990**	**8,440,310**	**5,157,320**		

SHIRE OF WAROONA
STATEMENT OF FINANCIAL POSITION

FOR THE PERIOD ENDED 31 OCTOBER 2026

	Note	30-Jun-26	31-Oct-26
Current Assets			
Cash and cash equivalents	2	7,798,769	11,698,283
Trade and other receivables		516,576	2,585,580
Inventories		23,068	3,291
Other assets		81,475	86,527
Total Current Assets		**8,419,888**	**14,373,681**
Non-Current Assets			
Trade and other receivables		55,248	55,249
Other financial assets		116,383	116,383
Property, plant and equipment		48,628,809	48,470,239
Infrastructure		111,694,452	111,653,851
Right of use assets		151,141	151,141
Total non-current assets		**160,646,033**	**160,446,864**
TOTAL ASSETS		**169,065,921**	**174,820,545**
Current Liabilities			
Trade and other payables		1,753,183	1,709,258
Other liabilities		892,979	967,929
Lease liabilities		61,849	61,849
Borrowings	12	65,424	65,424
Employee related provisions		772,807	772,807
Total Current Liabilities		**3,546,242**	**3,577,267**
Non-current Liabilities			
Lease liabilities		89,292	89,292
Borrowings	12	1,302,840	1,302,840
Employee related provisions		75,762	75,762
Total non-current Liabilities		**1,467,894**	**1,467,894**
TOTAL LIABILITIES		**5,014,136**	**5,045,161**
NET ASSETS		**164,051,785**	**169,775,384**
Equity			
Retained surplus		22,655,033	28,378,632
Reserve accounts		3,311,432	3,311,432
Revaluation surplus		138,085,320	138,085,320
Total Equity		**164,051,785**	**169,775,384**

SHIRE OF WAROONA
NOTES TO THE STATEMENT OF FINANCIAL ACTIVITY

FOR THE PERIOD ENDED 31 OCTOBER 2026

NOTE 1 - Basis of preparation and significant accounting policies

Basis of preparation

This prescribed financial report has been prepared in accordance with the *Local Government Act 1995* and accompanying regulations.

Local Government Act 1995 requirements

Section 6.4(2) of the *Local Government Act 1995,* read with the *Local Government (Financial Management) Regulations 1996,* prescribe that the financial report be prepared in accordance with the *Local Government Act 1995* and, to the extent that they are not inconsistent with the Act, the Australian Accounting Standards. The Australian Accounting Standards (as they apply to local governments and not-for-profit entities) and interpretation of the Australian Accounting Standards Board were applied with exception to the following:

The *Local Government (Financial Management) Regulations 1996* specify that vested land is a right-of-use asset to be measured at cost, and is to be considered a zero cost concessionary lease. All right-of-use assets under zero cost concessionary leases are measured at zero cost rather than fair value, except for vested improvements on concessionary land leases such as roads, buildings or other infrastructure which continue to be reported at fair value, as opposed to the vested land which is measured at zero cost. The measurement of vested improvements at fair value is a departure from AASB 16 which would have required the Shire of Waroona to measure any vested improvements at zero cost.

Local Government (Financial Management) Regulations 1996, regulation 34 prescribes contents of the financial report. Supporting information does not form part of the financial report.

Accounting policies which has been adopted in the preparation of this financial report have been consistently applied unless stated otherwise. Except for cash flow and rate setting information, the financial report has been prepared on the accrual basis and is based on historical costs, modified, where applicable, by the measurement at fair value of selected non-current assets, financial assets and liabilities.

The Local Government Reporting Entity

All funds through which the Shire of Waroona controls resources to carry on its functions have been included in the financial statements forming part of this financial report.

All monies held in the trust fund are excluded from the financial statements.

Critical accounting and judgement estimates

The preparation of a financial report in conformity with Australian Accounting Standards requires management to make judgements, estimates and assumptions that effect the application of policies and reported amounts of assets and liabilities, income and expenses.

The estimates and associated assumptions are based on historical experience and various other factors believed to be reasonable under the circumstances; the results of which form the basis of making the judgements about carrying values of assets and liabilities that are not readily apparent from other sources. Actual results may differ from those estimates.

The balances, transactions and disclosures impacted by accounting estimates are as follows:

- estimated fair value of certain financial assets
- impairment of financial assets
- estimation of fair values of land and buildings, infrastructure and investment property
- estimation uncertainties made in relation to lease accounting
- estimated useful life of intangible assets

MATERIAL ACCOUNTING POLICIES
Material accounting policies utilised in the preparation of these statements are as described within the 2026-27 annual budget. Please refer to the adopted budget document for details of these policies.

SHIRE OF WAROONA
NOTES TO THE STATEMENT OF FINANCIAL ACTIVITY

FOR THE PERIOD ENDED 31 OCTOBER 2026

NOTE 2: Statement of Financial Activity Information

2a. Net current assets used in the Statement of Financial Activity

	Last Year Closing 30 June 2025	31/10/2026
Current assets		
Cash and cash equivalents	7,798,769	11,698,283
Trade and other receivables	515,576	2,562,385
Inventories	23,068	3,291
Contract assets	51,502	86,527
Other assets	29,973	0
Total current assets	**8,418,888**	**14,350,486**
Current liabilities		
Trade and other payables	(1,753,183)	(1,630,815)
Contract liabilities	(892,979)	(967,929)
Total current liabilities	**(2,646,162)**	**(2,598,744)**
Net current assets	**5,772,726**	**11,751,742**
Less: Total adjustments to net current assets	**(3,366,681)**	**(3,311,432)**
Net current assets used in the Statement of Financial Activity	**2,406,045**	**8,440,310**

2b. Current assets and liabilities excluded from budgeted deficiency

The following current assets and liabilities have been excluded from the net current assets used in the Statement of Financial Activity in accordance with *Financial Management Regulation 32* to agree to the surplus/(deficit) after imposition of general rates.

Adjustments to net current assets		
Less: Cash - reserve accounts	(3,311,432)	**(3,311,432)**
Add: Deferrred pensioners	(55,249)	
less: Total adjustments to net current assets	(3,366,681)	(3,311,432)

EXPLANATION OF DIFFERENCE IN NET CURRENT ASSETS AND SURPLUS/(DEFICIT)

Items excluded from calculation of budgeted deficiency

When calculating the budget deficiency for the purpose of Section 6.2 (2)(c) of the *Local Government Act 1995* the following amounts have been excluded as provided by the *Local Government (Financial Management) Regulation 32.*

2c. Non-cash amounts excluded from operating activities

	YTD Budget (a)	YTD Actual (b)

The following non-cash revenue or expenditure has been excluded from amounts attributable to operating activities within the Statement of Financial Activity in accordance with *Financial Management Regulation 32*.

Adjustments to operating activities		
Less: Profit on asset disposals	(54,133)	0
Less: Fair value adjustment to financial assets	0	0
Add: Loss on asset disposals	40,195	0
Add: Depreciation	2,845,667	740,411
Add: Movement in employee provisions	(42,669)	0
Total current assets	**2,789,060**	**740,411**

2d. Non-cash amounts excluded from investing activities

	YTD Budget (a)	YTD Actual (b)

The following non-cash revenue or expenditure has been excluded from amounts attributable to investing activities within the Statement of Financial Activity in accordance with *Financial Management Regulation 32*.

Adjustments to investing activities		
Right of use assets recognised	151,141	151,141
Total current assets	**151,141**	**151,141**

2e. Non-cash amounts excluded from financing activities

	YTD Budget (a)	YTD Actual (b)

The following non-cash revenue or expenditure has been excluded from amounts attributable to financing activities within the Statement of Financial Activity in accordance with *Financial Management Regulation 32*.

Adjustments to financing activities		
Less:Lease liability recognised	(151,141)	(151,141)
Total current assets	**(151,141)**	**(151,141)**

The following current assets and liabilities have been excluded from the net current assets used in the Statement of Financial Activity in accordance with *Financial Management Regulation 32* to agree to the surplus/(deficit) after imposition of general rates.

Adjustments to net current assets		
Less: Reserve accounts	(3,311,432)	(3,311,432)
Total adjustments to net current assets	**(3,311,432)**	**(3,311,432)**

CURRENT AND NON-CURRENT CLASSIFICATION

In the determination of whether an asset or a liability is current or non-current, consideration is given to the time when each asset or liability is expected to be settled. Unless otherwise stated, assets or liabilities are classified as current if expected to be settled within the next 12 months, being the Council's operational cycle.

NOTE 3: Explanation of Material Variances

Comments/Reason for Variance

Council policy in relation to materiality states that for highlighting variances (budget to actual) the factor shall be 10% with a minimum of $30,000.

3.1 Revenue from operating activities

The following activities were identified as having a material variance in accordance with Council Policy:

Grants, subsidies and contributions

Income is higher than budgeted due to higher than expected grant and contributions, including Financial Assistance Grants

Fees and Charges

Income is higher than budgeted due to higher than expected income from fees and charges including development applications, rates instalment charges and Recreation charges.

Interest Revenue

Income is higher than anticipated due higher than expected interest earned on the municipal account.

Other Revenue

Income is higher than budgeted due to higher than expected income received

Profit on asset disposals

Income is lower due to trade in of plant not yet processed.

3.2 Expenditure from operating activities

The following activities were identified as having a material variance in accordance with Council Policy:

Employee costs

Employee costs are lower due to budget profile settings.

Materials and contracts

Expenses are lower than budgeted due to lower than expected expenditure for materials and contracts.

Depreciation

Depreciation costs are lower than expected due October depreciation not yet calculated.

Insurance

Insurance costs are lower due to insurance expenditure for Plant Operations Costs allocated in different IE code.

Other expenditure

Other expenditure are lower than budgeted due to lower than expected expenditure.

Loss on asset disposal

Expenditure funds are lower than budgeted due to trade in of plant not yet processed.

3.3 Inflows from investing activities

The following activities were identified as having a material variance in accordance with Council Policy:

Proceeds from capital grants, subsidies and contributions

Income is lower than budgeted due to grant income received transferred to contract liability and funds not spent as yet. Please refer to note 8.

3.4 Outflows from investing activities

The following activities were identified as having a material variance in accordance with Council Policy:

Payments for property, plant and equipment

Expenditure is lower than budgeted due to lower than expected expenditure.

Payments for construction of infrastructure

Expenditure is lower than budgeted due to lower than expected expenditure.

3.5 Inflows from financing activities

The following activities were identified as having a material variance in accordance with Council Policy:

Nil

3.6 Outflows from financing activities

The following activities were identified as having a material variance in accordance with Council Policy:

Nil

SHIRE OF WAROONA
NOTES TO THE STATEMENT OF FINANCIAL ACTIVITY

FOR THE PERIOD ENDED 31 OCTOBER 2026

NOTE 4 - Graphical Representation - Source Statement of Financial Activity

OPERATING EXPENSES & REVENUE - GRAPHICAL REPRESENTATION

BUDGET OPERATING EXPENSES -v- YTD ACTUAL

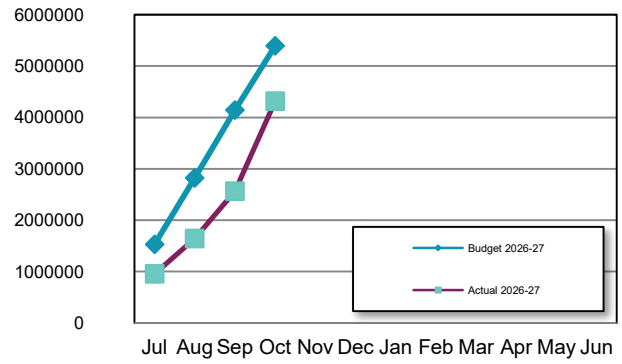

BUDGET OPERATING REVENUES -v- YTD ACTUAL

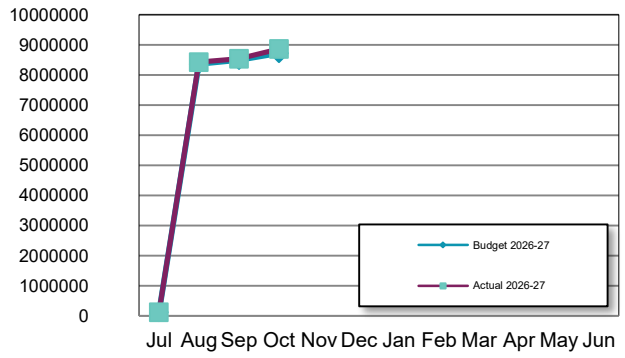

BUDGET CAPITAL EXPENSES -v- YTD ACTUAL

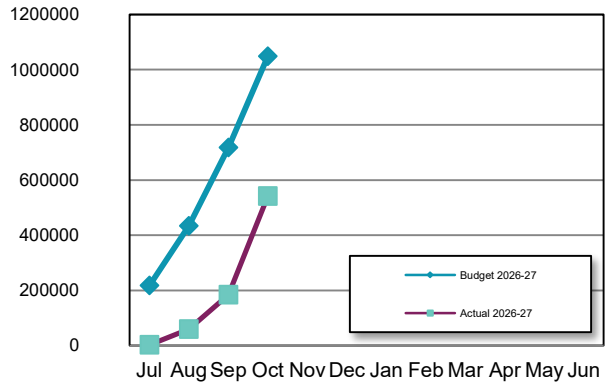

BUDGET CAPITAL REVENUES -v- YTD ACTUAL

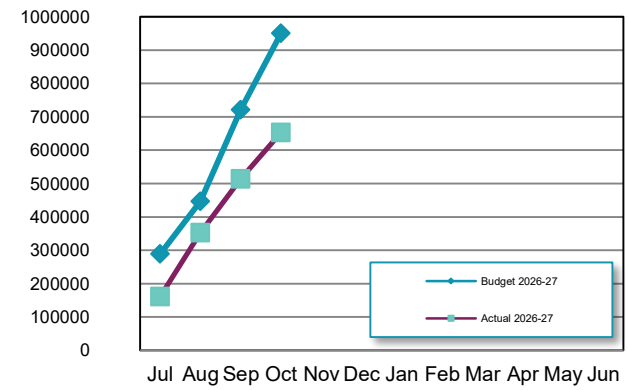

NET CURRENT FUNDING POSITION (Note 2a)

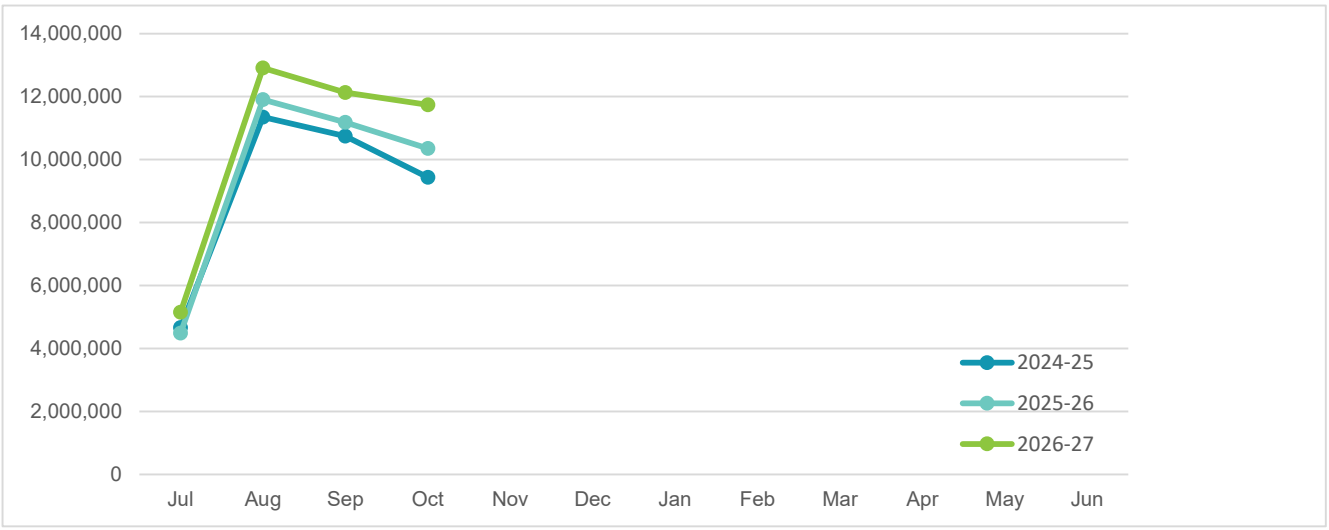

NOTE 5: Cash and Financial Assets

	Details	Interest Rate	Unrestricted $	Restricted $	Trust $	Investments $	Total Amount $	Bank	Maturity Date
(a)	**Cash Deposits**								
	Municipal Account	N/A	1,427,680	0	0	0	**1,427,680**	NAB	N/A
	Cash on Hand	N/A	1,750	0	0	0	**1,750**	NAB	N/A
	Trust Account	N/A	0	0	573,719	0	**573,719**	NAB	N/A
(b)	**Reserve Term Deposit**								
	Reserve Term Deposit	5.60%	0	3,352,666	0	0	**3,352,666**	NAB	24/06/2027
(c)	**Investments**								
	Trust Term Deposit 1	5.15%			2,000,000		**2,000,000**	Bendigo	7/04/2027
	Muni Term Deposit 1	5.20%				500,000	**500,000**	NAB	4/01/2027
	Muni Term Deposit 2	5.30%				500,000	**500,000**	NAB	8/02/2027
	Muni Term Deposit 3	5.45%				500,000	**500,000**	NAB	8/03/2027
	Muni Term Deposit 4	5.05%				500,000	**500,000**	NAB	9/11/2026
	Muni Term Deposit 5	5.10%				500,000	**500,000**	NAB	7/12/2026
	Muni Term Deposit 6	5.17%				800,000	**800,000**	NAB	19/01/2026
	Muni Term Deposit 7	5.45%				1,000,000	**1,000,000**	Bendigo	22/03/2027
	Muni Term Deposit 8	5.45%				500,000	**500,000**	Bendigo	22/04/2027
	Muni Term Deposit 9	5.50%				800,000	**800,000**	Bendigo	2/04/2027
	Muni Term Deposit 10	5.25%				500,000	**500,000**	Bendigo	24/02/2027
	Muni Term Deposit 11	5.50%				1,000,000	**1,000,000**	Bendigo	7/05/2027
	TOTAL		**1,429,430**	**3,352,666**	**2,573,719**	**7,100,000**	**14,455,815**		

KEY INFORMATION

Cash and cash equivalents include cash on hand, cash at bank, deposits available on demand with banks and other short term highly liquid investments with original maturities of six months or less that are readily convertible to known amounts of cash and which are subject to an insignificant risk of changes in value. Bank overdrafts are reported as short term borrowings in current liabilities in the statement of net current assets.
The local government classifies financial assets at amortised cost if both the following criteria are met:

- the asset is held within a business model whose objective is to collect the contractual cashflows, and
- the contractual terms give us rise to cash flows that are solely payments of principal and interest.

Please note: All Reserve accounts have been placed into one term deposit. All interest accrued will be split propositionally over the individual reserves once received.

NOTE 6: Cash Backed Reserve

Reserve Name	Budget Opening Balance	Budget Interest Earned	Budget Transfers In (+)	Budget Transfers Out (-)	Budget Closing Balance		Actual Opening Balance	Actual Interest Earned	Actual Transfers In (+)	Actual Transfers Out (-)	Actual YTD Closing Balance
	$	$	$				$	$	$	$	$
Sporting	86,375	0	0	0	86,375		86,375	1,076			**87,451**
Council Building Maintenance	216,108	0	0	0	216,108		216,108	2,691			**218,799**
Rec Centre Building Maintenance	125,181	0	0	0	125,181		125,181	1,559			**126,739**
Preston Beach Volunteer Rangers	77,523	0	14,545	0	92,068		77,523	965			**78,488**
Emergency Assistance	127,384	0	0	0	127,384		127,384	1,586			**128,970**
Works Depot Redevelopment	96,493	0	0	0	96,493		96,493	1,202			**97,695**
Council Building Construction	77,575	0	0	0	77,575		77,575	966			**78,541**
Information Technology	162,278	0	0	0	162,278		162,278	2,021			**164,299**
Footpath Construction	38,300	0	0	0	38,300		38,300	477			**38,777**
Plant Replacement	469,987	0	80,000	(60,000)	489,987		469,987	5,852			**475,839**
Staff Leave	41,699	0	0	0	41,699		41,699	519			**42,218**
Strategic Planning	3,148	0	0	0	3,148		3,148	39			**3,187**
Waste Management	1,446,437	0	130,000	(37,000)	1,539,437		1,446,437	18,011			**1,464,448**
History Book Reprint	14,057	0	500	0	14,557		14,057	175			**14,232**
Risk & Insurance	11,079	0	0	0	11,079		11,079	138			**11,217**
Drakesbrook Cemetery	69,181	0	0	0	69,181		69,181	861			**70,043**
Waroona North Development	248,627	0	0	0	248,627		248,627	3,096			**251,723**
Renewable Energy Reserve	0		0	0	0		0				**0**
Total	**3,311,432**	**0**	**225,045**	**(97,000)**	**3,439,476**		**3,311,431**	**41,234**	**0**	**0**	**3,352,666**

NOTE 7: Capital Disposals and Acquisitions

Profit(Loss) of Asset Disposal				Disposals		Current Budget Replacement			
Account	WDV	Proceeds	(Loss)			Budget	Actual	Variance	
	$	$	$	Prog		$	$	$	
5204	0	0	**0**	**Educ**	Officer vehicle (MCED)	55,000	0	(55,000)	▼
0924	0	0	**0**	**LOPS**	Offiice vehicle (Ranger)	47,500	0	(47,500)	
3534	0	0	**0**	**Trans**	Officer vehicle (EMIS)	55,000	0	(55,000)	▼
3554	0	0	**0**	**Trans**	Mitsubishi Triton (P0118)	50,000	0	(50,000)	▼
3554	0	0	**0**	**Trans**	Officer Vehicle (MRS) - Sale	0	0	0	
3554	0	0	**0**	**Trans**	Cat 120H Grader - Sale	0	0	0	
3554	0	0	**0**	**Trans**	New Holland Tractor	20,000	0	(20,000)	
3554	0	0	**0**	**Trans**	Rotary Hoe	25,000	0	(25,000)	
3554	0	0	**0**	**Trans**	Mini Digger	60,000	0	(60,000)	
3554	0	0	**0**	**Trans**	Isuzu 3 Way Tipper	15,000	0	(15,000)	
3554	0	0	**0**	**Trans**	Holden Colorado	50,000	0	(50,000)	▼
1524	0	0	**0**	**CA**	Fire Tender - Refuse Site	25,000	0	(25,000)	
	0	**0**	**0**		**TOTALS**	**402,500**	**0**	**(402,500)**	

Contributions Information				Summary Acquisitions	Current Budget			
Grants	Reserve	Borrow	Total		Budget	Actual	Variance	
$	$	$	$		$	$	$	
				Property, Plant & Equipment				
0	0	0	**0**	Land and Buildings	1,065,638	26,763	(1,038,875)	▼
0	85,000	0	**85,000**	Plant & Equipment	402,500	0	(402,500)	▼
0	0	0	**0**	Furniture & Equipment	53,000	0	(53,000)	▼
				Infrastructure				
1,615,252	0	0	**1,615,252**	Roadworks	2,731,962	53,783	(2,678,179)	▼
0	0	91,323	**91,323**	Other Infrastructure	1,678,194	321,053	(1,357,141)	▼
1,615,252	**85,000**	**91,323**	**1,791,575**	**Totals**	**5,931,294**	**401,600**	**(5,529,694)**	

Contributions				Land & Buildings		Current Budget This Year			
Grants/Cont	Reserve	Borrow	Total			Budget	Actual	Variance	
$	$	$	$	Prog	Description	$	$	$	
0	0	0	**0**	**Gov**	Records Donga, Asbestos program	45,000	0	(45,000)	▼
0	0	0	**0**	**Health**	Community Resource Centre - Upgrade alarm s	33,000	0	(33,000)	▼
0	0	0	**0**	**E & W**	Playgroup - Paint Eaves, Arts & Craft Kitchen	14,000	0	(14,000)	▼
0	0	0	**0**	**E & W**	Senior Citizens - Repair brickwork	8,000	0	(8,000)	▼
0	0	0	**0**	**R & C**	Football Club Upgrades	813,185	16,511	(796,674)	▼
0	0	0	**0**	**R & C**	LC Community Centre - Replace toilets, PB colo	39,200	5,126	(34,074)	▼
0	0	0	**0**	**R & C**	WRAC - Install patio, repair leaks, gym extensic	113,253	0	(113,253)	▼
0	**0**	**0**	**0**		**Totals**	**1,065,638**	**26,763**	**(1,038,875)**	

NOTE 7: Capital Disposals and Acquisitions

Contributions				Plant & Equipment		Current Budget This Year			
Grants	Reserve	Borrow	Total			Budget	Actual	Variance (Under)Over	
$	$	$	$	Prog	Description	$	$	$	
0	0	0	**0**	**Com Dev**	Officer vehicle (MCED)	55,000	0	(55,000)	▼
0	0	0	**0**	**LOPS**	Offiice vehicle (Ranger)	47,500	0	(47,500)	▼
0	0	0	**0**	**Trans**	Officer vehicle (EMIS)	55,000	0	(55,000)	▼
0	0	0	**0**	**Trans**	Mitsubishi Triton (P0118)	50,000	0	(50,000)	▼
0	0	0	**0**	**Rec**	Officer Vehicle (MRS) - Sale	0	0	0	
0	0	0	**0**	**Trans**	Cat 120H Grader - Sale	0	0	0	
0	0	0	**0**	**Trans**	New Holland Tractor	20,000	0	(20,000)	▼
0	0	0	**0**	**Trans**	Rotary Hoe	25,000	0	(25,000)	▼
0	60,000	0	**60,000**	**Trans**	Mini Digger	60,000	0	(60,000)	
0	0	0	**0**	**Trans**	Isuzu 3 Way Tipper	15,000	0	(15,000)	
0	0	0	**0**	**Trans**	Holden Colorado	50,000	0	(50,000)	▼
0	25,000	0	**0**	**CA**	Fire Tender - Refuse Site	25,000	0	(25,000)	
0	**85,000**	**0**	**60,000**		**Totals**	**402,500**	**0**	**(402,500)**	

Contributions				Furniture & Equipment		Current Budget This Year			
Grants	Reserves	Borrow	Total			Budget	Actual	Variance (Under)Over	
$	$	$	$	Prog	Description	$	$	$	
0	0	0	**0**	Gov	Governance	4,000	3,478	(522)	
0	0	0	**0**	**L,O & PS**	Law, Order, Public Safety	7,500	0	(7,500)	▼
0	0	0	**0**	**R & C**	WRAC - Replace various equipment	41,500	0	(41,500)	▼
0	**0**	**0**	**0**		**Totals**	**53,000**	**0**	**(49,000)**	

Contributions				Infrastructure - Roads		Current Budget This Year			
Grants	Reserves	Borrow	Total			Budget	Actual	Variance (Under)Over	
$	$	$	$			$	$	$	
449,252	0	0	**449,252**	**Trans**	Roads to Recovery	383,000	3,478	379,522	▼
1,166,000	0	0	**1,166,000**	**Trans**	Roads Works Total Construction	2,348,962	50,305	2,298,657	▼
1,615,252	**0**	**0**	**1,615,252**		**Totals**	**2,731,962**	**53,783**	**2,678,179**	

Contributions				Other Infrastructure		Current Budget This Year			
Grants	Reserve	Borrow	Total			Budget	Actual	Variance (Under)Over	
$	$	$	$			$	$	$	
514,000	0	0	**514,000**	**Trans**	Lake Clifton Bridge	529,000	94	(528,906)	▼
0	0	0	**0**	**CA**	Townsite drainage works	69,000	3,105	(65,895)	▼
0	0	0	**0**	**E & W**	Playgroup gounds improvements	6,000	1,750		
0	0	0	**0**	**R & C**	Preston Beach Golf Course pathway	80,000	29,349	(50,651)	▼
0	0	0	**0**	**R & C**	Lake Clifton Reserve Development	502,135	2,674	(499,461)	▼
0	0	0	**0**	**R & C**	Tow Oval - Widen gates	35,000	12,716	(22,284)	▼
0	0	0	**0**	**Trans**	Footpath construction & upgrades	45,000	39,781	(5,219)	▼
0	0	91,323	**91,323**	**Econ**	Railside Park	91,323	4,999	(86,324)	▼
353,129	0	0	**353,129**	**Econ**	Peel Regional Trails development	320,736	209,116	(111,620)	▼
867,129	**0**	**91,323**	**958,452**		**Totals**	**1,678,194**	**321,053**	**(1,352,891)**	

NOTE 8: Grants, subsidies and contributions (Contract Liabilities & Contract Assets)

NOTE 8a: Operating grants subsidies and contributions

Name of Grant	Provider	Liability at 1 July 2025	Increase in liability	Spent Funds	Current Contract Asset/Liability	Annual Budget	Budget variations	YTD Revenue Actual	Remaining expected funds
		$	$	$	$	$	$	$	$
Bushfire Risk Mitigation Coordinator 25/26	DFES	41,738	0	0	41,738	0	0	0	0
Bushfire Risk Mitigation Coordinator 26/27	DFES	0	170,143	(46,534)	123,609	170,143	0	170,143	0
Drakebrook Cemetery NRM Funding	DPIRD	5,712	0	(4,831)	881	5,712	0	0	0
Community Engagement Program	Alcoa of Australia	0	0	(7,289)	(7,289)	18,927	0	0	18,927
Community Safety Initiative	WA Police	2,500		0	2,500	2,500	0	0	0
Evacuation Centre Backup Power Supply	DFES	(18,884)	7,953	0	(10,931)	0	0	0	18,885
Local Drug Action Team	LDAT	0	0	0	0	6,000	0	0	6,000
Seniors Week	COTA WA	0	1,625	(605)	1,020	1,000	0	1,625	0
Waroona Local Drug Action Team	Alcohol and Drug Foundation	0	9,413	0	9,413	6,000	0	9,413	0
Emergency Services Dinner	Volunteering WA	0	0	0	0	5,000	0	0	5,000
Youth Week	Dept of Communities	0	0	0	0	3,000	0	0	3,000
Volunteer Breakfast	Dept of Communities	0	1,000	0	1,000	1,500	0	1,000	500
Public Health Initiative	Public Health	0	0	0	0	5,000	0	0	5,000
Australia Day 2027	Australia Day Council	0	0	0	0	15,000	0	0	15,000
Anzac Day 2027	Lotterywest	0	0	0	0	7,000	0	0	7,000
Total		**31,066**	**190,134**	**(59,259)**	**161,942**	**246,782**	**0**	**182,181**	**79,312**

NOTE 8b: Capital grants subsidies and contributions

Name of Grant	Provider	Liability at 1 July 2026	Increase in liability	Spent Funds	Current Contract Asset/Liability	Adopted budget revenue	Budget variations	YTD Revenue Actual	Remaining expected funds
		$	$	$	$	$	$	$	$
Peel Regional Trails Grant	Peel Development Comm	(32,618)	228,129	(209,116)	(13,605)	320,736	0	0	353,129
Waroona Football Club Upgrades	Dept Creative Indust Tourism	85,685	0	(5,611)	80,074	785,685	0	0	700,000
Road Safety Program (Lake Clifton Rd)	Main Roads WA	238,494	0	0	238,494	363,560	0	0	125,066
Roads to Recovery	Main Roads WA	0	0	(50,305)	(50,305)	383,000	0	0	383,000
Regional Road Group (RC05)	Main Roads WA	0	60,000	0	60,000	225,000	0	60,000	90,000
Regional Road Group (RC47)	Main Roads WA	2,983	0	(7,380)	(4,397)	360,402	0	0	180,000
Regional Road Group (RC54)	Main Roads WA	0	40,000	0	40,000	150,000	0	40,000	60,000
Regional Road Group (RC75)	Main Roads WA	0	60,000	0	60,000	225,000	0	60,000	90,000
Regional Road Group (RC82)	Main Roads WA	0	200,000	(6,000)	194,000	750,000	0	200,000	300,000
Regional Road Group (RC87)	Main Roads WA	0	53,333	0	53,333	200,000	0	53,333	80,000
Regional Road Group (RC90)	Main Roads WA	0	60,000	0	60,000	225,000	0	60,000	90,000
Pinjarra Community Grant - BF Brigades	Bendigo Bank	1,867	0	0	1,867	1,867	0	0	1,867
Total		**296,410**	**701,462**	**(278,412)**	**719,460**	**3,990,250**	**0**	**473,333**	**2,453,062**
Total contract asset					**(85,527)**				
Total contract liability					**967,929**				

SHIRE OF WAROONA
NOTES TO THE STATEMENT OF FINANCIAL ACTIVITY

FOR THE PERIOD ENDED 31 OCTOBER 2026

NOTE 9: Receivables

Receivables - Rates & Rubbish	Current 2026-27	Previous 2025-26
	$	$
Opening Arrears Previous Years	191,708	145,720
Rates, Service Charges & Waste Levy this year	8,036,309	7,984,309
Less Collections to date	(5,582,193)	(7,792,601)
Equals Current Outstanding	**2,454,116**	**191,708**
Net Rates Collectable	**2,454,116**	**191,708**
% Collected	**67.84%**	**95.85%**



Comments/Notes - Receivables Rates and Rubbish

Receivables - General	Current	30 Days	60 Days	90 Days	90+ Days
	$	$	$	$	$
Aged Trial Balance	246,207	69	5,040	1,411	
Total Outstanding					**252,726**

Amounts show above include GST (where applicable).

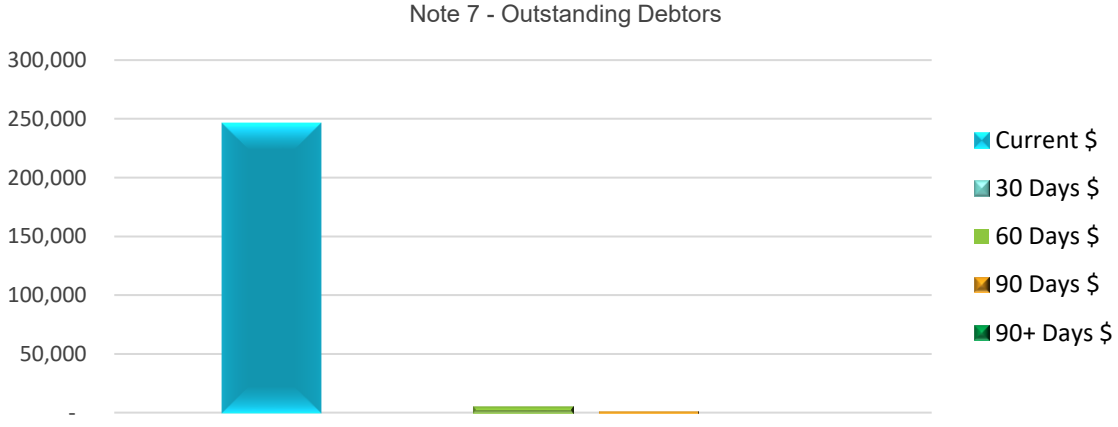

SHIRE OF WAROONA
NOTES TO THE STATEMENT OF FINANCIAL ACTIVITY

FOR THE PERIOD ENDED 31 OCTOBER 2026

NOTE 10: Payables

Sundry Creditors	Current	30 Days	60 Days	90 Days	90+ Days
	$	$	$	$	$
Aged Trial Balance	509,956	163	2,134		-
Total Outstanding					**512,253**

Amounts show above include GST (where applicable).

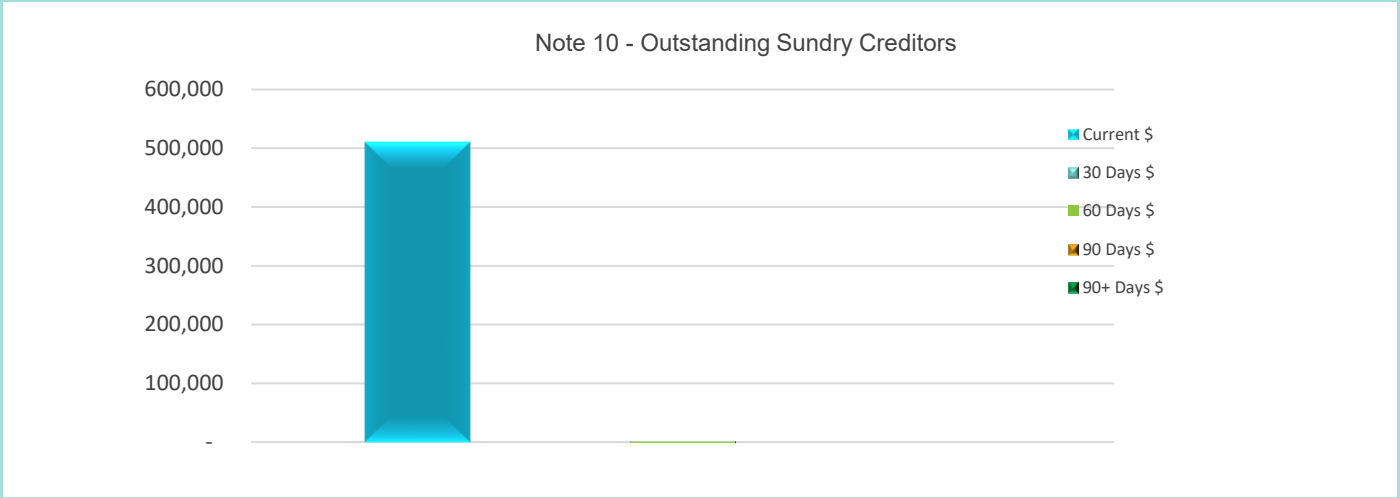

NOTE 11: Rating Information

Rate Type	Basis of valuation	Rate in	Number of Properties	2026/27 Actual Rateable Value	2026/27 Actual Rate Revenue	2026/27 Actual Interim Rates	2026/27 Actual Total Revenue	2026/27 Budget Rate Revenue	2026/27 Budget Interim Rate	2026/27 Budget Total Revenue	2024/25 Actual Total Revenue
		$	$	$	$	$	$	$		$	$
General rates											
Gross rental valuation	Gross rental value	0.113118	1,541	29,534,324	3,340,864	$308	3,341,172	3,340,864	0	3,340,864	3,226,825
Unimproved valuation	General farming	0.005701	503	356,997,488	2,035,243	-$6,613	2,028,630	2,035,243	0	2,035,243	1,954,163
Unimproved valuation	Industry and mining	0.011400	5	30,470,000	347,358	$0	347,358	347,358	0	347,358	328,269
Unimproved valuation	Intensive agriculture	0.008555	4	5,590,000	47,795	$0	47,795	47,795	0	47,795	45,550
Total general rates			**2,053**	**422,591,812**	**5,771,260**	**-$6,305**	**5,764,955**	**5,771,260**	**0**	**5,771,260**	**5,554,807**
Minimum payment		**Minimum**									
Gross rental valuation	Gross rental value	1,445	628	5,193,797	907,460	$12,950	920,410	907,460	0	907,460	863,190
Unimproved valuation	Unimproved value	1,445	83	11,100,478	119,935	$0	119,935	119,935	0	119,935	122,320
Total general rates			711	16,294,275	1,027,395	$12,950	1,040,345	1,027,395	0	1,027,395	985,510
Total rates			**2,764**	**438,886,087**	**6,798,655**	**$6,645**	**6,805,300**	**6,798,655**	**0**	**6,798,655**	**6,540,317**

Note 12: Information on Borrowings

(a) Debenture Repayments

Loan Details	Loan No.	Principal 1-Jul-26	New Loans		Principal Repayments		Principal Outstanding		Interest Repayments	
			Actual	Budget	Actual	Budget	Actual	Budget	Actual	Budget
			$	$	$	$	$	$	$	$
Town Centre Park Land Purchase	122	498,894	0	0	0	(30,836)	498,894	468,058	0	(7,843)
Waroona Community Precinct Development	123	391,216	0	0	0	(16,569)	391,216	374,647	0	(19,030)
Town Centre Land Purchase 26 & 28 Fouracre Street	124	478,153	0	0	0	(20,251)	478,153	457,902	0	(23,259)
TOTAL		**1,368,263**	**0**	**0**	**0**	**(67,656)**	**1,368,263**	**1,300,607**	**0**	**(50,132)**

All debenture repayments were financed by general purpose revenue.

(b) Unspent borrowings

Particulars	Date Borrowed	Unspent Balance 30 June 2026	Borrowed During the Year	Expended During the Year	Unspent Balance 30 June 2027
Loan 123 - Waroona Community Precinct		91,322	0	(4,999)	86,323
TOTAL		**91,322**	**0**	**(4,999)**	**86,323**

KEY INFORMATION

Borrowing costs are recognised as an expense when incurred.

Fair values of borrowings are not materially different to their carrying amounts, since the interest payable on those borrowings is either close to current market rates or the borrowings are of a short term nature. Non-current borrowings fair values are based on discounted cash flows using a current borrowing rate.

NOTE 13: Budget Amendments

Amendments to original budget since budget adoption. Surplus/(Deficit)

GL Account Code	Description	Council Resolution	Classification	Increase in Available Cash	Decrease in Available Cash	Amended Budget Running Balance
				$	$	$
3204 (RC87)	Increase expenditure for Dorsett Road reconstruction of shouler - amend budgeting error	OCM26/10/141	Capital Expenses		(200,000)	**(200,000)**
3355	Increase income for Alcoa contribution towards Willowdal- Wagerup Road	OCM26/10/141	Capital Revenue	75,000		**(125,000)**
0091	Increase of General Purpose Federal Assistance Grant income	OCM26/10/141	Operating Revenue	64,663		**(60,337)**
3265	Decrease roads Federal Assistance Grants income	OCM26/10/141	Capital Revenue		(5,964)	**(66,301)**
2624 (RV01)	Reduce expenditure of Golf Course pathway - project savings	OCM26/10/141	Capital Expenses	50,650		**(15,651)**
7104	Reduce funding to replace poor barrier	OCM26/10/141	Capital Expenses	20,000		**4,349**
0452	Increase audit expenditure for Financial Management Systems review	OCM26/10/141	Operating Expenses		(2,349)	**2,000**
7114	Increase expenditure to replace court scoreboard at the Recreation and Aquatic Centre	OCM26/10/141	Capital Expenses		(2,000)	**0**

SHIRE OF WAROONA
NOTES TO THE STATEMENT OF FINANCIAL ACTIVITY

FOR THE PERIOD ENDED 31 OCTOBER 2026

NOTE 14: Trust Fund

Funds held at balance date over which the Shire has no control and which are not included in this statement are as follows:

Description	Opening Balance	Amount	Amount	Closing Balance
	1-Jul-26	Received	Paid	31-Oct-26
ALCOA WAROONA SUSTAINABILITY	2,394,728	2,135	(2,613)	**2,394,250**
PUBLIC OPEN SPACE	144,467	140	0	**144,607**
EXTRACTIVE INDUSTRIES	20,010	19	0	**20,029**
COMMERCIAL BOND	15,817	15	0	**15,832**
SECURITY BOND	0	0	0	**0**
TOTAL	**2,575,022**	**2,310**	**(2,613)**	**2,574,719**



SHIRE OF
WAROONA
SEA TO SCARP

COMMUNITY DEVELOPMENT ACTION PLAN

2026 - 2027

TOWARDS 2030

Document No: CLP001

About this document

The Shire of Waroona Community Development Action Plan is designed to outline the specific actions and outcomes the Shire of Waroona will achieve as part of the Community Development Strategy 2025 – 2028 to drive positive change and growth within the community.

Disclaimer

This document has been published by the Shire of Waroona. Any representation, statement, opinion, or advice expressed or implied in this publication is made in good faith and on the basis that the Shire are not liable for any damage or loss whatsoever which may occur as a result of action taken or not taken, as the case may be, in respect of any representation, statement, opinion or advice referred to herein.

Accessibility

This document is available in alternative formats such as large print, electronic, audio or Braille, on request.



Document Control

Doc No.	Date Reviewed	Details	Author	File No.
CLP002	9/11/2026	Document creation	MCD	

Contents

Document Control 3
1. The Community Development Strategy 2025 - 2028 4
2. The Annual Action Plan 5
3. Determining Priorities and Timelines 6
4. The Six Pillars of the Community Development Strategy 7
   Connected 7
   Healthy 7
   Empowered 7
   Engaged 7
   Safe 7
   Celebrated 7
Action Plan 1: 'Connected' 8
Action Plan 2: 'Healthy' 9
Action Plan 3: 'Empowered' 10
Action Plan 4: 'Engaged' 11
Action Plan 5: 'Safe' 12
Action Plan 6: 'Celebrated' 13

1. The Community Development Strategy 2025 - 2028

The **Community Development Strategy 2025 – 2028** (adopted March 2025) is designed to guide the Community Development team in driving positive change and growth within the community. This 3-year strategy acknowledges unique strengths, challenges, and aspirations of the Shire. This strategy sets the course for a more vibrant, connected, and resilient community.

The Community Development Strategy is closely aligned with the Waroona Strategic Community Plan, ensuring that the Community Development Team's efforts contribute directly to the Shire of Waroona's broader vision and goals. It is built on a foundation of collaboration, inclusivity, and sustainability, aiming to engage the community in the development process.

At its core, the strategy seeks to achieve six key pillars – **Connected, Healthy, Empowered, Engaged, Safe and Celebrated**. Each pillar represents a crucial outcome supported by targeted initiatives and actions tailored to the Shire's specific needs and opportunities. This strategy is a commitment to building a stronger, more cohesive community that can adapt to change, celebrate its successes, and thrive together.

While the Community Development Strategy provides the overarching framework and long-term vision for fostering a thriving, inclusive, and resilient community, **Annual Action Plans** break the overall vision down into actionable, measurable and achievable goals for each year. These plans will focus on delivering tangible progress across the six pillars of the Strategy.

2. The Annual Action Plan

Annual Action Plans serve as detailed roadmaps, outlining the specific steps, timelines, and resources required to achieve outcomes.

Each Annual Action Plan will:

- **Address Identified Actions:** Clearly outline how the team intends to implement the actions associated with each pillar.
- **Set Priorities:** Highlight the key focus areas for the year while considering community needs, available resources, and opportunities for collaboration.
- **Provide Clarity:** Specify timelines, roles, and responsibilities to ensure accountability and efficiency in delivering initiatives.
- **Measure Success:** Include performance indicators to track progress and assess the impact of programs and projects.

This iterative approach allows the Community Development team to remain flexible and responsive to emerging community priorities while ensuring consistency with the strategic goals outlined in the Community Development Strategy. The Annual Action Plans will also serve as a communication tool, keeping the community and stakeholders informed about the Shire's ongoing efforts and achievements in community development and the delivery of the Community Development Strategy.

Through these plans, the Shire of Waroona reaffirms its commitment to creating a vibrant and supportive environment for all residents. By breaking down the Strategy into manageable and practical yearly actions, the Community Development team can work collaboratively and effectively to build a better future for the Shire.

3. Determining Priorities and Timelines

The priorities and timelines within this Annual Action Plan have been shaped by the overarching pillars of the Community Development Strategy 2025–2028, which were developed through a combination of community feedback and strategic analysis.

The pillars were informed by key themes identified in biennial community survey results and feedback received during community workshops, highlighting the most common concerns and aspirations of residents. From these, we focused on issues that fell within the scope of local government to address, ensuring that our efforts align with our responsibilities while responding to the needs of the community.

In determining which outcomes to prioritise, we considered:

- The frequency and urgency of concerns raised by the community.
- The availability of resources, including staffing and budget constraints.
- The practicality and feasibility of implementation within a given timeframe.
- Alignment with existing strategic commitments and partnerships.

While our primary focus is on matters within local government's jurisdiction, we acknowledge that some issues raised by the community extend beyond our direct responsibilities. Where possible and practical, we aim to support these concerns through collaborative partnerships, information sessions, and advocacy efforts. By working alongside relevant organisations, agencies, and stakeholders, we can help facilitate solutions, raise awareness, and advocate for change on behalf of our community.

This approach ensures that our actions are community-driven, achievable, and impactful, allowing us to allocate resources efficiently while addressing the broader issues that matter to the people of Waroona.

4. The Six Pillars of the Community Development Strategy

Connected
This pillar focuses on strengthening ties between individuals, groups, and organisations across the Shire of Waroona. By fostering relationships, collaboration, and a sense of belonging, we will empower individuals to connect with one another and strengthen the fabric of our community. Through shared spaces, grassroots initiatives, and mutual support, we will create an environment where everyone feels valued, included, and supported, enabling us to work together to build a stronger, more connected community.

Healthy
This pillar focuses on promoting health and wellness through physical and mental health opportunities, recreational opportunities, and supporting healthy lifestyle choices. It involves identifying gaps in services, advocating for necessary supports, and supporting initiatives that encourage physical activity, healthy eating, and social connections. We aim to build a resilient, health-conscious community that values prevention, well-being and support for all.

Empowered
This pillar focuses on building the capacity of individuals and groups to actively engage in decision-making, problem-solving, and community initiatives. By providing opportunities for leadership development, education, training, and access to resources, we aim to inspire confidence, resilience, and self-sufficiency. A key focus is empowering the community to take meaningful action on sustainability and environmental challenges, protecting and enhancing Waroona's natural assets. Together, we will create a community where people are equipped to lead, innovate, and drive positive change for a sustainable future.

Engaged
This pillar focuses on fostering meaningful participation, ensuring that residents, local businesses, and community groups have a voice in the development and implementation of community programs. We aim to understand the evolving needs, aspirations and concerns of our community to create a foundation for responsive and inclusive action. Community members will be involved in shaping the initiatives and services that affect their lives.

Safe
This pillar focuses on ensuring the physical, emotional, and social well-being of all residents. It involves addressing issues like crime prevention, emergency preparedness and road safety while also fostering a culture of respect, inclusion, and mutual support. We will work to identify and address safety concerns, promote positive behaviours, and create safe spaces for people of all ages to live, work, and play. Our goal is to build a community where residents feel confident, connected, and empowered to thrive without fear or harm.

Celebrated
This pillar focuses on highlighting the people, events and initiatives that make Waroona a special place to live. By celebrating the community's accomplishments, we aim to foster pride, unity, and a sense of belonging while raising the Shire's profile both locally and beyond. Through public events, media and community recognition, we will create opportunities to highlight Waroona's vibrant spirit and all that it has to offer, ensuring its people feel valued and proud of their contributions.

Action Plan 1: 'Connected'

By fostering relationships, collaboration and a sense of belonging, we will empower individuals to connect with one another and strengthen the fabric of our community. Through shared spaces, grassroots initiatives, and mutual support, we will create an environment where everyone feels valued, included, and supported, enabling us to work together to build a stronger, more connected community.

Outcome 1: Strengthen relationships between community groups, organisations and residents to foster collaboration and mutual support.	
Action	Deliverable
Host quarterly Waroona Interagency Group meetings to enhance collaboration and share resources among key stakeholders	Successfully deliver 4 interagency meetings per year, with at least 10 different service providers in attendance.

Outcome 2: Promote inclusive community events and activities that celebrate diversity and build a sense of belonging.	
Action	Deliverable
Organise and support events for Seniors Week and Youth Week, incorporating activities tailored to these groups	Deliver an event for Seniors Week in partnership with local organisations. Deliver an event for WA Youth Week in partnership with local organisations.
Support and deliver community-wide events such as ANZAC Day	Deliver an event for ANZAC Day.
Expand and enhance Waroona Troutfest event in partnership with community groups and businesses	Deliver Waroona Troutfest Event in partnership with local businesses, striving for 15% increased attendance from 2025.
Work with local community groups to deliver community events in Waroona, Lake Clifton and Preston Beach	Assist Preston Beach Golf Club in the delivery of a community movie night event. Investigate opportunities to support community events in Lake Clifton. Investigate opportunities to support community events in Waroona. Investigate opportunities to support or deliver an event for Reconciliation Week.
Collaborate with the local business community to support community-driven initiatives and improve social and economic outcomes	Successfully engage and meaningfully involve at least 6 local businesses in community activities and events.

Action Plan 2: 'Healthy'

By promoting healthy lifestyles and creating supportive environments, we will empower individuals to make positive health choices. Through collaboration and proactive initiatives, we aim to foster a resilient, health-conscious community where everyone has the resources and support they need to lead a fulfilling life.

Outcome 1: Increase community participation in health campaigns, initiatives and events.	
Action	Deliverable
Participate in national and state health and wellbeing campaigns such as Mindful May and Mental Health Month to promote well-being initiatives to the community	Promote national health and wellbeing campaigns to the community via a range of communication channels. Ensure the Shire's health and wellbeing initiatives actively promote Act Belong Commit principles by incorporating its branding, resources, and messaging in community events, workshops, and promotional materials.
Investigate opportunities to deliver and support programs and events focused on physical and mental health, leveraging existing partnerships and exploring new collaborations	Seek external funding sources to support or enhance health-focused programs or enhance existing ones.

Outcome 2: Collaborate with healthcare providers, non-profit organisations, schools, businesses and other stakeholders to leverage resources, share expertise and implement health and wellbeing initiatives.	
Action	Deliverable
Engage with relevant stakeholders and working groups to remain informed about trends regarding physical and mental health	Continue to participate in the Local Drug Action Group, PaRK Suicide Prevention Collaborative, Local Government Health and Wellbeing Group and other stakeholder groups. Work with schools, youth organisations, and early intervention services to understand emerging mental health challenges and opportunities for collaboration. Connect with other LGAs to share best practices and collaborate on regional initiatives.
Support stakeholders to deliver events and programs in the areas of physical and mental health	Use the Shire's website, social media, and community newsletters to help stakeholders advertise their health-related events and programs. Provide assistance such as marketing, loaning of event equipment or officer time to support stakeholders in delivery of health events and programs.

Outcome 3: Increase connection with relevant service providers and community members.	
Action	Deliverable
Develop and maintain a community directory for distribution to community members in both printed and digital formats	Coordinate and maintain a database of community groups, businesses and support services. Develop and distribute a printed and digital version of a community directory.

Action Plan 3: 'Empowered'

By providing opportunities for leadership, skill development and access to resources, we will inspire a culture of self-sufficiency and resilience. We will create a community where people feel empowered to take the lead, innovate, and drive meaningful change.

Outcome 1: Facilitate initiatives that provide knowledge, skills and resources to build the capacity of the community to be resilient, self-reliant and empowered to address their needs and aspirations.

Action	Deliverable
Deliver and support workshops that equip local community groups with valuable skills to build their capacity in a variety of areas including grant writing and digital media	Facilitate delivery of a minimum of two workshops to build capacity of local community groups.

Outcome 2: Facilitate partnerships and collaborate on initiatives that encourage the community to actively participate in problem-solving and collective action to improve their quality of life and achieve shared outcomes.

Action	Deliverable
Support development of a Town Teams initiative in the Shire of Waroona involving local businesses, community members and stakeholder groups	No actions in 2026 - 2027.

Outcome 3: Provide financial support to local groups and initiatives that align with community development goals.

Action	Deliverable
Continue to deliver the Alcoa Waroona Sustainability Fund and the Alcoa Waroona Micro Grants Program	Promote and deliver the Alcoa Waroona Sustainability Fund and Alcoa Waroona Micro Grants program.
Investigate viability for a Community Project Pitch Event, offering residents the opportunity to pitch ideas for supported events, initiatives or community-driven projects	Develop a project plan for delivery of a Community Project Pitch Event in 2027 – 2028 financial year.

Outcome 4: Empower the community to actively engage in and lead environmental sustainability initiatives, fostering a culture of responsibility and local action.

Action	Deliverable
Collaborate with local environmental groups and community members to implement sustainability initiatives and encourage the adoption of eco-friendly practices across the community	Work with local environmental and community groups to create or expand community gardens and green spaces. Support and promote sustainable waste reduction programs.
Support community-led environmental projects such as clean-up days, local gardening projects and other projects focusing on environmental sustainability	Promote and share community-led environmental initiatives and provide practical support to community groups and residents seeking to develop and deliver projects that enhance local environmental sustainability.

Action Plan 4: 'Engaged'

Through active participation, we aim to create responsive, inclusive, and transparent initiatives that reflect the diverse needs and aspirations of our community. Together we will shape a future where everyone is empowered to contribute to growth and development of Waroona.

Outcome 1: Conduct surveys and evaluations to assess appropriateness of existing programs, events and initiatives.

Action	Deliverable
Lead delivery of Shire of Waroona biennial engagement survey	Deliver Shire of Waroona biennial engagement survey.
Conduct surveys and seek feedback during programs and events to adapt, improve and gain greater understanding of the evolving needs and aspirations of the community	Develop short, manageable surveys for distribution during major events to explore opportunities to improve.

Outcome 2: Conduct consultations and participate in networking opportunities with community members and key stakeholders.

Action	Deliverable
Conduct regular engagement with key stakeholders and community groups (including schools, WAATSIC, resident associations, Quambie Park, Waroona Senior Citizens Group and Waroona Community Resource Centre)	Attend meetings with key stakeholders and community groups.
Work with the community and local Elders to develop cultural protocols that defines specificity around consultation with the local Indigenous community including key stakeholders	No actions in 2026 - 2027.
Work with the community and key stakeholders to develop a Consultation Management Practice to determine best practice when engaging in community consultation	No actions in 2026 - 2027.

Outcome 3: Ensure Shire staff are visible, accessible and actively engaging with the community.

Action	Deliverable
Attend key community events such as local markets, festivals and public celebrations to engage directly with residents and raise awareness about Shire services and initiatives	Develop a yearly calendar outlining which markets, festivals, and public celebrations will be attended by Shire representatives.
Organise staff participation in volunteer projects or community service days to further integrate Shire staff into the community and demonstrate commitments to local needs	Liaise with relevant Shire departments to investigate opportunities to promote and encourage staff participation in community-led volunteering initiatives and projects, including potential incentives to support staff involvement.

Action Plan 5: 'Safe'

By focusing on crime prevention, emergency preparedness, road safety, and promoting mutual respect, we will foster a culture of safety that ensures that Waroona remains a safe place for people to live, work, and play.

Outcome 1: Identify appropriate locations to develop public safety infrastructure such as well-lit streets, pedestrian walkways, traffic calming measures and CCTV.

Action	Deliverable
Investigate opportunities to improve community safety such as CCTV, lighting and traffic calming measures	Liaise with Main Roads and other stakeholders to advocate for projects that enhance pedestrian safety when crossing South Western Highway.
Conduct a safety audit in key public areas to identify infrastructure improvements	No actions in 2026 - 2027.
Develop a prioritised implementation plan for public safety improvements	No actions in 2026 - 2027.

Outcome 2: Facilitate access to educational resources, workshops and campaigns on crime prevention, emergency preparedness, road safety, cyber safety and other relevant topics.

Action	Deliverable
Partner with schools, emergency services and community organisations to support and deliver workshops and information on key community safety topics including emergency preparedness	Deliver emergency responder simulation event in partnership with Waroona District High School and emergency services. Promote Cyber Security Awareness Month in partnership with the Waroona Library. Support and promote emergency preparedness workshops with local community groups.
Promote road safety initiatives delivered by the Australian Road Safety Foundation	No actions in 2026 - 2027.
Collaborate with police to deliver targeted safety workshops based on areas of community concern	No actions in 2026 - 2027.

Outcome 3: Promote Waroona as a safe and welcoming community by fostering a positive perception of safety and highlighting low crime rates.

Action	Deliverable
Launch a digital and social media campaign featuring infographics and news about Waroona's safety, including tips for maintaining community security	No actions in 2026 - 2027.
Create an annual safety report highlighting the Shire of Waroona's low crime rates and successful community safety programs	Develop an annual community safety report highlighting local crime statistics and community safety initiatives, with the report completed by early January 2027.

Action Plan 6: 'Celebrated'

Through public events, promotion and storytelling, we will highlight the diversity, strength and achievements of our community. By fostering pride and unity, we aim to ensure that every resident feels valued, and Waroona's vibrant spirit is celebrated both locally and beyond.

Outcome 1: Support initiatives that showcase the Shire's cultural diversity and artistic endeavours.

Action	Deliverable
Integrate arts and cultural diversity projects into existing community events and activities	Deliver a community art exhibition as part of a major community event. Deliver and support art workshops in the Shire of Waroona area in a variety of art mediums including culturally diverse art styles.
Investigate the viability of ongoing annual or seasonal events celebrating the cultural diversity of the Waroona community, including music, food and/or art initiatives	Continue to promote and support community-led and privately organised cultural events and initiatives, and develop a project plan for the delivery of a new small-scale community event celebrating cultural diversity in 2026 - 2027 or beyond.
Collaborate with the Waroona Aboriginal and Torres Strait Islander Corporation to deliver events for NAIDOC Week	Collaborate with Waroona Aboriginal and Torres Strait Islander Corporation to deliver an event for NAIDOC Week.

Outcome 2: Strengthen community pride by supporting events which highlight the strengths and achievements of our community.

Action	Deliverable
Coordinate and support annual events such as Australia Day, International Volunteer Day and the Emergency Services Dinner to celebrate the contributions of community members	Coordinate and support Australia Day, International Volunteer Day and Emergency Services Dinner. Investigate opportunities to coordinate and/or support community events and initiatives such as International Men's Day and International Women's Day.
Investigate potential for campaigns that promote and celebrate community pride, showcasing local achievements and stories	No actions in 2026 - 2027.

Outcome 3: Promote the Shire of Waroona as a destination for tourism and opportunity.

Action	Deliverable
Support the implementation and delivery of the Destination Management Strategy, ensuring alignment with community goals	Work with accommodation providers, tour operators, and hospitality businesses to enhance visitor experiences. Leverage Digital Marketing & Social Media to highlight local attractions, itineraries, and visitor experiences.



Shire of Waroona
Administration: 52 Hesse St, Waroona
Postal: PO Box 20, Waroona WA 6215
Ph: (08) 9733 7800
Email: warshire@waroona.wa.gov.au Web: www.waroona.wa.gov.au

SHIRE OF
WAROONA
SEA TO SCARP

2025/26 ANNUAL REPORT

1 July 2025
to
30 June 2026



Document No: CGR002

About this document

Under the *Local Government Act 1995*, the Shire of Waroona is required to produce an Annual Report by 31 December each year, or within two months of the Auditor General's report on the Shire's financial statement.

The Annual Report is the final component of the Shire's Integrated Planning & Reporting Framework and is a mechanism of communicating our progress against the Strategic Community Plan, and Corporate Business Plan, with our community and key stakeholders, in a transparent and accountable way.

Disclaimer

This document has been published by the Shire of Waroona. Any representation, statement, opinion, or advice expressed or implied in this publication is made in good faith and on the basis that the Shire is not liable for any damage or loss whatsoever which may occur as a result of action taken or not taken, as the case may be, in respect of any representation, statement, opinion or advice referred to herein.



Accessibility

This document is available in alternative formats such as large print, electronic, audio or Braille, on request.

Document Control

Doc No.	Date Reviewed	Details	Author	File No.
CGR002	<insert date after Council approval>	Accepted by Council	Senior Governance Officer	FM.9 CM.4

Contents

Our Purpose - Our Vision - Our Values 4
Shire President's Message 5
Chief Executive Officer's Message 7
About Waroona 8
Our Council 10
Our Executive Leadership Team 12
Our Service Areas 13
About this Annual Report 14
Our Performance 14
Our Focus Areas & Aspirations to 2034 15
Our Community 16
Our Economy 18
Our Environment 19
Our Built Assets 21
Our Leadership 22
2024/25 Major Grant Funding 23
Major Planned Projects 24
Statutory Reports 25
Five Year Summary of Key Statistics 29
FINANCIAL REPORT 30



Our Purpose

We create environments where community, culture and commerce can flourish

Our Vision

*A celebration of natural beauty, **country values** and vibrant prosperity*

Our Values

1. *We support our community in a collaborative manner with enthusiasm and fairness*
2. *We commit to building a resilient community*
3. *We encourage diversity and inclusiveness and celebrate uniqueness*
4. *We listen to the community and respond to their needs*
5. *We strive to deliver consistently high standards of service*



Shire President's Message



It is my privilege to provide my report for this year's Annual Report. Being one of five local governments in a growing and dynamic region such as the Peel Region, carries with it opportunities and challenges. Having the capacity and ability to meet the dynamics of all that Council encounters is critically important. Flexibility and responsiveness are qualities our community expect. With regard to these aspects, Council is engaging within guiding principles and legislation to serve our ratepayers diligently and appropriately.

Council has continued to advocate water issues that impact on our communities. Critical infrastructure continues to stifle development in the townsite and over the past year, water quality issues at Preston Beach and sewer infill in Waroona have again, both been highlighted to Ministers, senior decision-makers, and governing authorities. This is not a situation where we find ourselves alone in across regional WA. Council highlighted current issues across the regions, with a lack of fundamental bridge maintenance and replacement, through to water treatment facilities and this created regional momentum in seeing improvements in this area.

Council took advantage of available road funding that enabled two sections of Preston Beach Road reconstruction to be upgraded within a one-year program. Continued improvement in drainage and associated infrastructure was carried out this year, combined with more technical information gathered on certain areas needing attention. Council has formed a relationship with suitably qualified contractors to perform some of these functions which have helped expedite upgrades.

Another piece of infrastructure completed was the Big Shed in Railside Park. The Big Shed was officially opened on the 25th of September and complemented the 2026 ANZAC service fittingly. Work also continued refurbishing the Enviro Centre with the vision of locating our local Landcare and environmental stewards into this repurposed location. Council now continues to try to attract funding to refurbish the now vacant Irrigation House. While this has proven difficult in a period of grant funding decline, we continue to seek supporting finance to finish this precinct.

In August, we held an evening with associated tourism operators and local businesses to launch the Visit Waroona web site and its recently adopted Destination Management Strategy. Both projects have been the culmination of a large body of work and have since proven to highlight our Shire in a positive, physical, and virtual way. We are pleased to report over 1.4 million Visit Waroona website views, an

increase of 571% over the past 12 months. In addition, indicative figures show an increase in visitor spending and overall visitation. Improvements to areas like the Drakesbrook Weir has certainly attracted more visitors to our Shire and Council remains focused on supporting events that not only offer social participation but expose our local businesses to new customers.

Council adopted an in-person-voting option for the October 2025 Local Government Elections. While this method did not translate into greater voter participation, it did reduce the Shire's cost of holding its election. We had strong interest in this election, with ten very capable candidates running for five Council positions.

This election also saw the retirement of our Deputy Shire President, Naomi Purcell after two terms on Council. We welcomed the return of Cr Larry Scott, who was elected Deputy Shire President, and new Councillors Julie Rowles, Brad Vitale, Karlie Bartle, along with my own re-election. These newly elected members have brought sound judgement and strong ethical governance to our Shire, and it has so far been a delight to serve with them and alongside continuing Councillors Karen Odorisio and John Mason. Regarding competency and capability, Waroona has a remarkably high standard of Councillors, and I sincerely thank them for their ongoing commitment and support.

Following the elections, I was also honoured to be elected to the position of Western Australian Local Government Association (WALGA)'s [Peel Country] Zone Chair and State Councillor which gives me the opportunity to see first-hand, the work WALGA do on broader state issues such as the polyphagous shot hole borer, bird flu and planning complexities. Local Government carries an extremely diverse number of responsibilities and being a part of this association has certainly highlighted for me the amazing work implemented across the State.

I would like to personally thank the many volunteers across our Shire that contribute in multiple ways. Through caring for others or supporting sporting groups and clubs, you are the foundation of a wonderful community and the many roles you all perform are essential to our way of life. To our emergency services volunteers, turning up on short notice and being there for others in sometimes exceedingly difficult and dangerous situations is a true act of giving, and our sincere gratitude goes to you.

Lastly, our executive and administration team continue to deliver credible and effective Local Government services to our community. It is a pleasure to work alongside such a capable team, from our CEO, Mr. Mark Goodlet, through to every member of the organisation who contributes. Our Shire is fortunate to have personnel who uphold such a strong and positive organisational culture and the professionalism you display is a credit to you all. On behalf of Council, I thank you for the services you have provided over the past year, and for the pride and dedication you bring to your work.

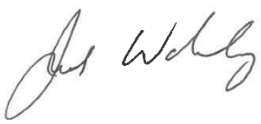

Cr Mike Walmsley
Shire President



Chief Executive Officer's Message



2025/26 saw the ongoing delivery of many programs that the Shire delivers on an ongoing basis with the Library, Recreation Centre and Visitor Centre each contributing to the Waroona community. The events team continued to role out great events such as Troutfest, Anzac Day Service and others so that the community can come together and celebrate.

The Big Shed at Railside Park has been completed, which was built to provide an all-weather community gathering place, both informally for casual park users and formally through Big Shed event bookings. The Shire also opened the Enviro Centre, which is the old Department of Agriculture building at 120 South Western Highway, and it is now home to members of the Harvey River Restoration Taskforce, 5 Rivers NRM (formerly Peel Harvey Catchment Council), Peel Harvey Biosecurity Group and Waroona Aboriginal And Torres Strait Islander Corporation. It is anticipated that this synergy will bring real, positive environmental outcomes for the Shire.

The Destination Management Strategy and Action Plan were completed, and these Plans will help to provide the overall direction of support by the Shire for tourism in the Shire of Waroona. The Action Plan contains an action list to help build tourism and remove impediments for tourism businesses.

The Community Development Strategy was also completed, which seeks to use the pillars of connected, healthy, empowered, engaged safe and celebrated, to develop the community.

In 2025/26 the Shire continued to work on an updated Planning Strategy and new Local Planning Scheme. These documents have been submitted in draft form to the Department of Lands Planning and Heritage for assessment with the aim of having them reviewed again through consultation. Timing for this is dependent on the Department.

In summary we continue to aim to serve the Waroona District community in a way that collaborates and builds resilience, encourages inclusion, while listening so that we can deliver high standards of service.

Mark Goodlet
Chief Executive Officer

About Waroona

Building on the Past, Shaping the Future

Waroona has provided a home for generations, from the days when Indigenous Australians roamed the coastal areas in spring and summer, and the hills in autumn and winter.

Settlers arrived in the late 1830's, although Drakesbrook (later to be known as Waroona) did not come into its own until the Pinjarra to Picton railway line was opened in 1893. The town catered for mill workers with a post office, general store, blacksmith, several hotels come boarding houses, churches, a doctor and a dentist.

The farms supplied butter, fruit and vegetables for the men of the mills, and chaff for the horses that hauled the logs. Like many small towns of the time, dances, picnics and football formed the core of social life and to this day Waroona continues to be a successful sporting and extremely social community.

Today, agriculture, mining, manufacturing and tourism are important contributors to the local economy. The Shire is an evolving district that services the diversity, social and economic needs of a growing community. Its strong agricultural heritage continues to guide future district developments, particularly in Waroona and Hamel, and its enviable location on the coast, along with the Yalgorup National Park will influence future considerations for Preston Beach and Lake Clifton.

The population is expected to grow, and with this growth comes challenges - but smart planning and economic development will continue to open significant opportunities for tourism, commercial investment, employment and education.

The long-term vision for Waroona is to create a district distinctive by its creativity, liveliness, activity and vibrancy, attracting new investment, seizing opportunities to develop and expand its business sector, and encourage innovation and collaboration, while providing an enticing array of lifestyle attractions.

We are proud of our past and excited about our future.





Our Shire in Numbers

110 km
Distance from Perth

835 km²
Area

4,730
Population [1]

282.2 km
Length of sealed roads

115.4 km
Length of unsealed roads

2,216
No. of Private dwellings [2]

$6,525,928
Total rates levied

$11,867,914
Total revenue (TBC)

73
Number of employees

1. Population at 30 June 2026 (Projected) – 30 June 2025 ABS population estimate (4665) + 1.4% regional population growth 2024-25.
2. Australian Bureau of Statistics. [2021 - 6215, WA, Census All persons QuickStats, accessed 16 July 2024.

Our Council



Cr Mike Walmsley
Shire President

Male | Age: 55-64
Born in Australia
Speaks English



Cr Larry Scott
Deputy Shire President

Male | Age: over 64 years
Born in Australia
Speaks English & French



Cr Karlie Bartle

Female | Age: 35-44
Born in Australia
Speaks English & Italian



Cr John Mason

Male | Age: over 64 years
Born in Australia
Speaks English



Cr Karen Odorisio

Female | Age: over 64 years
Born in Australia
Speaks English



Cr Julie Rowles

Female | Age: 45-54
Born in Australia
Speaks English



Cr Brad Vitale

Male | Age: 25-34
Born in Australia
Speaks English & Noongar
Identifies as Aboriginal

Councillor Meeting Attendance

Ordinary council meetings were held on the fourth Tuesday of each month with the exception being January of which Council does not hold a meeting.

Councillor	Ordinary Council Meetings	Special Council Meeting – August 2025	Annual Electors' Meeting	Finance & Audit Committee Meetings
Cr Mike Walmsley	10	1	1	0
Cr Naomi Purcell [1]	2	1	0	0
Cr Larry Scott	10	1	1	0
Cr Karlie Bartle [2]	7	0	1	0
Cr John Mason	10	1	1	0
Cr Karen Odorisio	10	1	1	0
Cr Julie Rowles [2]	7	0	1	0
Cr Brad Vitale [2]	8	0	1	0

Fees, Expenses and Allowances paid to Councillors

The following table details the fees, allowances and expenses paid to each councillor during the 2025/26 financial year.

Councillor	Shire President / Deputy Shire President Allowance	Councillor Sitting Fee	Information Technology & Communication Allowance	TOTAL
Shire President Cr Mike Walmsley	$11,640	$11,041.00	$1,584.00	**$24,265.00**
Deputy Shire President Cr Naomi Purcell [1]	$957	$3,327.42	$520.77	**$4,805.20**
Deputy Shire President Cr Larry Scott [2]	$1,654	$11,041.00	$1,584.00	**$14,278.96**
Cr Karlie Bartle [3]	-	$7,713.57	$1,106.63	**$8,820.20**
Cr John Mason	-	$11,041.00	$1,584.00	**$12,625.00**
Cr Karen Odorisio	-	$11,041.00	$1,584.00	**$12,625.00**
Cr Julie Rowles [3]	-	$7,713.57	$1,106.63	**$8,820.20**
Cr Brad Vitale [3]	-	$7,713.57	$1,106.63	**$8,820.20**

[1] Cr Naomi Purcell term ended 28 October 2025
[2] Cr Larry Scott elected to Deputy Shire President 28 October 2025
[3] Cr Karlie Bartle, Cr Julie Rowles, and Cr Brad Vitale term commenced 28 October 2025

Register of Behavioural, Conduct, Recurrent or Specified Breaches

From 1 January to 30 June 2026, no behavioural, recurrent, conduct or specified breaches were found to have been committed by a current or former council member, and no orders required to be recorded under section 5.96C of the *Local Government Act 1995* were made. No adverse recommendations or findings were recorded concerning made by an Inspector or Oversight entity concerning the conduct of current or former council members, the CEO or other employees. There were also no entries added to the former register of complaints maintained under section 5.121, including entries covered by the transitional provisions.

Our Executive Leadership Team



Mark Goodlet
Chief Executive Officer



Ashleigh Nuttall
Director Corporate & Community Services



Kirsty Ferraro
Director Customer & Development Services



Brad Oborn
Director Infrastructure Services
(July 2025 – September 2025)



Steven Watson
Director Infrastructure Services
(September 2025 – April 2026)



Rikki Pulfer
Executive Manager Infrastructure Services
(June 2026 onwards)

Acting Director Infrastructure Services
(April 2026 – June 2026)

Employee Annual Salary

The number of Shire employees entitled to an annual salary of $130,000 or more is set out in bands of $10,000, adjacent.

Salary Range	2025/26
130,000 – 139,999	0
140,000 – 149,999	0
150,000 – 159,999	1
160,000 – 169,999	0
170,000 – 179,999	1
180,000 – 189,999	0

Remuneration of the Chief Executive Officer

The total remuneration provided to the Shire of Waroona's CEO during the 2025/26 financial year including all benefits was $213,318.

Our Service Areas

Office of the CEO

- Strategy & Master Planning
- Elections
- Major Projects
- Council Services
- Business Improvement
- Fire & Emergency Services

Corporate & Community Services

- Finance
- Governance
- Risk Management
- Information Technology & Disclosure
- Economic Development
- Community Development & Events
- Recreation Services
- Tourism

Customer & Development Services

- Customer Service
- Library
- Building / Development Approval
- Environmental Management - *Strategic*
- Town Planning
- Department of Transport
- Human Resources
- Cemetery
- Ranger Services

Infrastructure Services

- Technical Services
- Works and Operations
- Waste Management
- Asset Management Services
- Environmental Management - *Operations*

About the Annual Report

The Shire of Waroona's Strategic Community Plan and Corporate Business Plan are the key strategic documents, setting out the Shire's priorities, and allocation of resources to achieve the objectives set out under each of its focus areas and aspirations. These documents form part of the Shire's Integrated Planning and Reporting framework, as illustrated below.

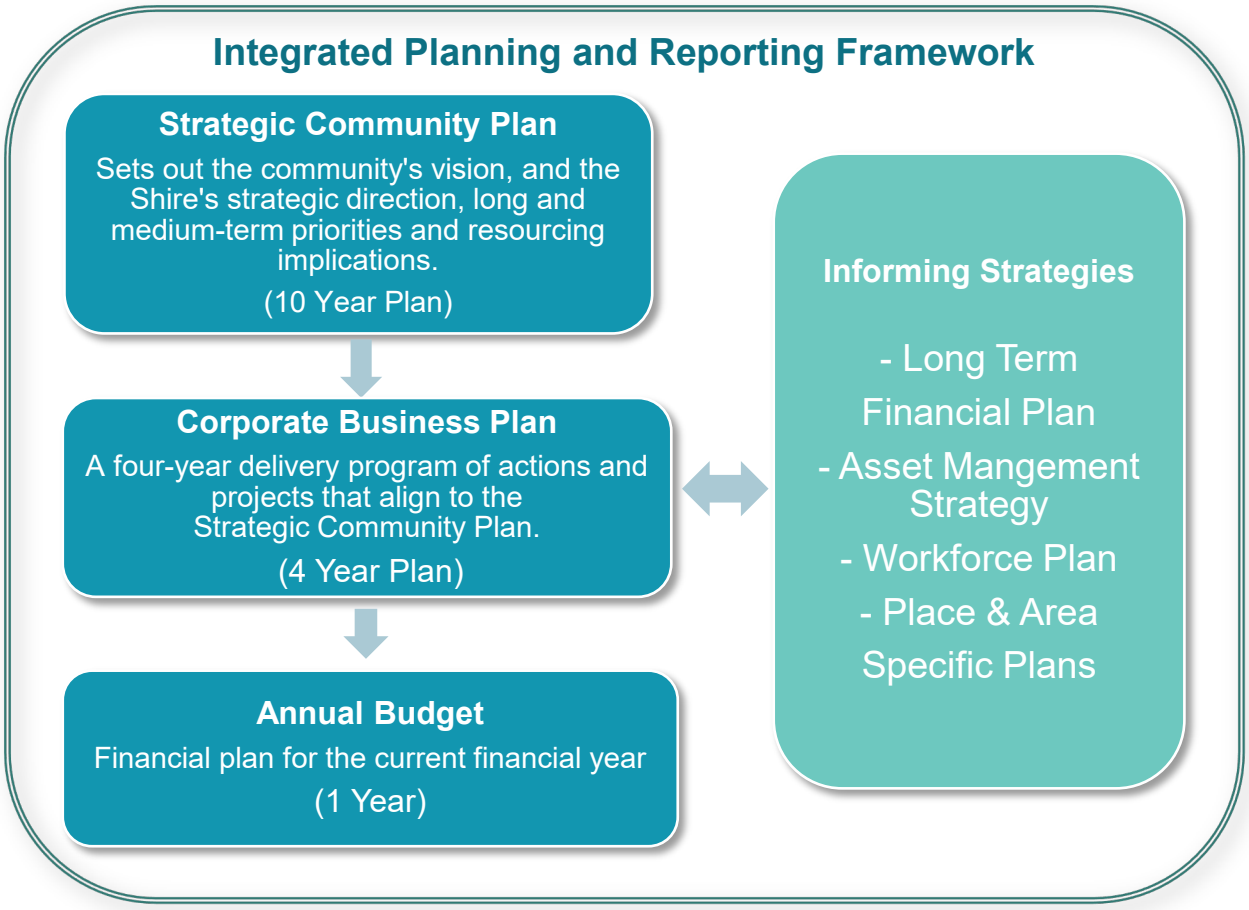

Figure 1: Elements of the Integrated Planning & Reporting Framework. Source: Department of Local Government, Sport & Cultural Industries.

Our Performance

The Annual Report is the final component of the Shire's Integrated Planning & Reporting Framework which documents the Shire's performance and progress against services and planned projects that were planned during the 2025/26 financial year.

This section of the report highlights significant achievements and performance against scheduled Corporate Business Plan 2025–2029 projects and services provided to the community.



Our Focus Areas & Aspirations to 2034





Preston Beach Community Movie Night, 2025

Our Community

To have a connected andinvolved communitythatimproves our quality of life through developing quality places and implementing quality town planning.

Progressed the **2025/26 Community Development Action Plan**, completing relevant priority projects, programs and initiatives during the year.



- Completed a **Shire-wide signage audit** in May 2026 to **identify priorities** for upgraded, replacement and new signage. Work also commenced on a consistent signage style guide and **initial concepts for refreshed town entrance statements.**
- Gathered **community feedback** through a Library survey to inform a **future Library Activation Strategy** focused on lifelong learning, community wellbeing and reducing social isolation.
- Continued to activate the Waroona Recreation and Aquatic Centre through **group fitness, swimming lessons, basketball, gymnastics, karate, badminton, pickleball, roller discos, arts and craft play sessions, and school holiday mini golf.**
- Delivered **Waroona Troutfes**t, **ANZAC Day** commemorations and a **Preston Beach community movie night**, and supported local **NAIDOC Week** activities.

Secured Alcoa funding to deliver one drive-in **movie event** annually for the next two years.

A new **Bushfire Risk Management Plan** was endorsed by the Office of Bushfire Risk Management in June 2026, strengthening the Shire's approach to bushfire risk planning.



HIGHLIGHTS

- **Local Emergency Management Arrangements** were endorsed in 2025.
- Showcased **local artists** through an **art exhibition** held as part of the Shire's 2026 Australia Day celebrations.
- Progressed an **Aboriginal Engagement Framework** in consultation with local stakeholders, to form part of a broader Community Engagement framework.
- Delivered youth-focused activities for **WA Youth Week** and **skate workshops**, supporting participation, social connection and skill development among local young people.



Supported community-led projects through the annual **Micro Grants Program**, including the **Preston Beach Spring Fete** and Waroona Lions Club Christmas Gala.





*Advanced the **Waroona Sport and Recreation Precinct Master Plan**, with a final draft prepared for Council review ahead of broader community and stakeholder consultation.*



Our Economy

To create a diverse economy base that supports opportunity and employment.

Water sports on Lake Navarino (Waroona Dam)



HIGHLIGHTS

Explored reserve leasing requirements to support broader investigations into the feasibility and delivery of a **future Preston Beach caravan park** following adoption of the Preston Beach Management Plan.

- Worked with local and regional **business networks** to **strengthen business capability**, including facilitating and attending Tourism Council Western Australia's Effective Marketing for Tourism Businesses workshop for local tourism operators.
- Progressed the development of a **draft Tourism Statement of Commitment**, outlining the Shire's commitment to working with tourism operators and stakeholders, and where leadership, support, advocacy and facilitation will be provided.
- The Shire's **coordinated approach to investment enquiries**, with Planning and Community Development officers was strengthened through 2025/26, working together to provide a **proactive, concierge-style service** for prospective investors and development proposals.

The **Town to Weir Trail** was progressed as the first stage of the ***Waroona Lakes Trail***, providing a safe, accessible connection between Waroona and the Drakesbrook Weir.



Our Environment

To continually carefor,protectand enhance ourenvironment for the generations to come.

2024 Troutfest, trout release

HIGHLIGHTS

- In July 2025 revegetation planting project was completed at the **Drakesbrook Cemetery**, with the valuable assistance of Year 10 students from the Waroona District High School Bush Rangers program, planting over 300 native plants across the site. The revegetation works were funded through the State Nature Resource Management Grant Funding.
- Evidence of a black cockatoo hatchling in the artificial hollows at the **Drakesbrook Cemetery** was very exciting.





The Draft **Preston Beach Management Plan** was endorsed by Council in March 2026 following initial community consult.ation. The plan balances tourism opportunities with protection and sustainable management of the coastal environment.



- Continued regional advocacy **for long-term water security and sustainability** to support agriculture, recreation, community needs and future economic growth.

Completed refurbishment of the former Department of Agriculture building to **provide a fit-for-purpose Environmental Centre** for regional environmental organisations.

- Continued to provide annual funding and collaborative support for **5 Rivers NRM, Peel-Harvey Biosecurity Group, Harvey River Restoration Taskforce, and Waroona Aboriginal and Torres Strait Islander Corporation** (WAATSIC), laying the groundwork for their **co-location** at the Environmental Centre.
- Continued **active participation in the Peron Naturaliste Partnership**, including beach-use and condition data collection to support evidence-based coastal management decisions.
- Continued advocacy for the **Shire's Mining Statement**, including presenting the matter to the Peel Alliance and arranging joint discussions with the Shire of Murray and the relevant State Government department.

Explored opportunities with the City of Mandurah for a more **collaborative and coordinated approach** to **shared coastal management issues**.





Big Shed, Railside Park

Our Built Assets

To build and effectively manage our assets to continually improve our standard of living.

Reconstruct failing and narrow sections on **Preston Beach Road** to appropriate widths including minor pavement width and depth improvements.



- Opened the upgraded **Big Shed at Railside Park** in September 2025, providing an inclusive, all-weather community space.
- Developed a **five-year forward works program** identifying Regional Road Group, Roads to Recovery and Black Spot funded projects.
- Continued **advocacy** to the State Government for **sewer infill in the Waroona townsite** as enabling infrastructure for housing, economic development, environmental outcomes and future growth.



- Installation of a new shared pathway on **McDowell Street** and links to the **Elliott Street** path. Completed footpath renewals and upgrades also on **Shannon Avenue** and **Recreation Road**.

Completed **concept and design plans** for **Phase 3 of the Waroona Community Precinct**, the Irrigation House building, and commenced exploring grant and other funding opportunities for delivery.



Our Leadership

To embed strong leadership through good governance, effective communication and ensuring value for money.

25/26 Shire Council & Executive Leadership Team
Absent: Cr John Mason

HIGHLIGHTS

- Adopted the Shire of Waroona **Fencing Local Law** in February 2026, with the local law published in the Western Australian Government Gazette on 6 March 2026.
- Adopted the **2025-2029 Corporate Business Plan** in August 2025.
- Commenced a review of the **Long Term Financial Plan**, engaging an external consultant and drawing on input from all service areas to reflect long-term priorities and future asset and service requirements.



*Continued communication and marketing initiatives through the **Destination Management Action Plan**.*

- Contributed to the State Government working group developing the proposed **local government communications framework.**
- Implemented a new telephony system at the **Waroona Recreation and Aquatic Centre**, improving communications capability and supporting its role as the Shire's **designated emergency evacuation centre**.
- Completed a **review of all Strategic Risks over an 18-month period**. The Risk Management Committee continued to meet monthly to maintain oversight and progress regular reviews.

Continued implementing the **Workforce Plan**, supporting internal career progression, local employment, training & development, succession planning and organisational knowledge retention.

2025/26 Major Grant Funding Received

mainroads WESTERN AUSTRALIA

Australian Government
Department of Infrastructure, Transport, Regional Development, Communications, Sport and the Arts

Regional Roads Group	$1,594,969
Roads to Recovery	$276,924
Direct Grant Allocation	$147,668
Road Safety Program	$238,494
Local Roads and Community Infrastructure (LRCI) *(funding for project completed in 2024/25)*	$240,367

Australian Government
The Treasury

GOVERNMENT OF WESTERN AUSTRALIA

DFES Department of Fire & Emergency Services

Financial Assistance Grant	$1,775,629
Special Purpose Funding (Lake Clifton Bridge)	$514,000
Mitigation Activity Fund (MAF) Grants Program Round 1	$49,500
Bushfire Risk Mitigation Coordinator	$77,757

Alcoa

GOVERNMENT OF WESTERN AUSTRALIA

Alcoa Community partnerships	$266,518
Alcoa Micro Grants	$22,500
Waroona Football Club Upgrades	$100,000

Government of Western Australia
Department of Transport

GOVERNMENT OF WESTERN AUSTRALIA

PEEL Development Commission

Recreation and Community Shared Path Upgrade	$40,000
Peel Regional Trails	$630,000

2026/27 Major Planned Projects



Statutory Reports

Significant Modifications to Strategic Community Plan

There were no modifications made to the Strategic Community Plan during 2025/26. A minor review of the Strategic Community Plan is scheduled for the 2026/27 financial year.

In accordance with the *Local Government Act 1995,* s.5.53(e) (Annual reports), major initiatives that are proposed to commence or to continue in the next financial year have been highlighted under 2026/27 Major Planned Projects, above.

Significant Modifications to Corporate Business Plan

Several significant modifications were made to the Shire's Corporate Business Plan 2025-2039 during the 2025/26 financial year. In addition to the removal of completed items and amendment of existing actions / projects, four new actions / projects were added to the plan, as listed in the following table.

Objective	*Strategy*	*New Actions / Projects*
1.1 Create a connected, safe, and cohesive community with a strong sense of community pride	*1.1.6 Ensure the safety of our community*	1.1.6.3 - Implement the Local Emergency Management Arrangements
3.1 Protect and enhance our existing natural assets, waterways, bushland, and biodiversity	*3.1.1 Collaborate with local environmental community organisations and volunteers*	3.1.1.4 - Support collaboration and service delivery by local environmental groups through the Enviro Centre
4.1 Public spaces and infrastructure that are accessible and appropriate for our community, and meet the purpose and needs of multiple users	*4.1.1 Plan community facilities for current and future generations*	4.1.1.1 - Implement the concept and design plans for Waroona Community Precinct Phase 3 – Irrigation House building.
		4.1.1.3 - Seek funding for the construction of a Waroona Recreation & Aquatic Centre gym extension.



Access and Inclusion Plan

In accordance with the *Disability Services Act 1993*, local governments are required to develop, implement and make publicly available a disability access and inclusion plan. The plan reflects the Shire's commitment to providing inclusive and accessible facilities, amenities, and services that meet the needs of the whole community, including people with disability or limited ability.

The Shire engaged and consulted with the community through an access and inclusion survey in 2020/21, prior to reviewing its disability access and inclusion plan. The survey asked residents how satisfied they were with the Shire of Waroona as a welcoming and inclusive community for people with disability. Survey results demonstrated that, overall, people were satisfied with the Shire's approach to catering for people with disability or limited ability. The feedback also helped identify key focus areas for future projects to improve access and inclusion for people with a range of access needs, including people with disability, limited mobility or those pushing or moving wheeled items.

Significant achievements made in 2025/26 against the Shire's *2023-2028 Access and Inclusion Plan* include –

- **Installation of the Waroona Town to Weir Trail** in June 2026, providing a safe, accessible connection between Waroona and Drakesbrook Weir. The 2-metre-wide hotmix path accommodates pedestrians, cyclists and mobility scooter users, providing a safer alternative to the steep and winding access road.
- **Opening of the Big Shed at Railside Park** in September 2025, following upgrades to create an accessible, all-weather community facility. Features include an external access ramp, accessible kitchen and barbecue facilities for seated users, and an open internal layout for easier navigation. The facility provides an inclusive space for community groups, events and activities.
- **A new pathway linking family services**, completed in October 2025, connecting the Waroona Playgroup access gate, car park and Waroona Community Centre. The dedicated pathway replaces the need to travel across grass and along the roadside, improving safety and accessibility for families with prams, young children and other community members with accessibility needs.



State Records Act

The Shire continues to strengthen its recordkeeping practices in accordance with the *State Records Act 2000* and the Shire's Record Keeping Plan (Plan). The current Plan was approved by the State Records Office in August 2023 and is scheduled for review in 2028.

Council's Records Management Policy (AP003) provides the framework for managing the Shire's information assets and supports accountability, transparency and compliance with legislative and best practice requirements. This framework assists the Shire to maintain accurate, secure and accessible records that underpin effective decision-making and service delivery.

During the reporting period, the Shire completed a disposal and destruction process for physical records and relocated its archived physical records to a new archive storage donga. The Shire continues to work towards digitising its archived records to improve accessibility and support the transition to electronic records management.

New employees receive induction training on the Shire's recordkeeping responsibilities and procedures, while ongoing support and refresher sessions are provided to promote consistency and compliance across the organisation. Regular monitoring and internal reporting assist in ensuring the Plan remains effective and responsive to operational needs.

The Shire remains committed to maintaining a robust and modern recordkeeping system that safeguards personal and corporate information, supports good governance and enhances service delivery to the community.

Freedom of Information (FOI)

The *Freedom of Information Act 1992* (FOI Act) provides a general right of access to documents held by government agencies. Documents accessible under the FOI Act include paper records, plans, drawings, photographs, videos, and audio or digital information. If not already publicly available, the FOI Act provides the right for any person to apply for Shire-held documents and enables the public to ensure personal information in documents is accurate, complete, up to date and not misleading.

The Shire of Waroona aspires to make information available promptly and at minimal cost, and wherever possible documents will be provided outside of the FOI process.

Council policy *CGP011 – Freedom of Information*, is reviewed every three years in line with Council's triennial policy review schedule. The Shire's *Information Access Framework (Information Statement) 2025* (document number CGFW001) was last reviewed in May 2025 available on the Shire's official website. The Information Statement is due for annual review in July 2026.

Six (6) Freedom of Information applications were processed between 1 July 2025 and 30 June 2026.

National Competition Policy

National Competition Policy promotes efficient public services and effective use of economic resources. The Shire continues to meet its obligations under the National Competition Policy (NCP) through competitive neutrality, legislative review, and structural reform. The Shire has no significant business activities requiring public pricing oversight, and all relevant local laws have been assessed as NCP compliant.

Capital grants, Subsidies and Contributions

In accordance with regulation 19BE of the *Local Government (Administration) Regulations 1996*, the table to the right details the value of all capital grants, subsidies and contributions that were received by the Shire of Waroona for the renewal and replacement of assets during the 2025/26, 2024/25, and 2023/24 financial years.

Financial Year	Total
2025/2026	$2,562,482
2024/2025	$ 763,218
2023/2024	$1,413,035
2022/2023	$1,363,297
2021/2022	$2,197,420

Legislative Review

Council is required to ensure that each of its local laws remain appropriate, effective and consistent with current legislative requirements, and to identify and address any restrictive or unintended impacts. As of 30 June 2026, the current Shire of Waroona Local Laws are:

- Activities on Thoroughfares & Trading in Thoroughfares Public Places 2001
- Bush Fire Brigades 2024
- Cat 2023 (Consolidated)
- Dog 2023
- Drakesbrook Cemetery 2021
- Extractive Industries 2021
- Fencing 2026
- Health 2021 (Consolidated)
- Local Government Property 2014
- Meeting Procedures 2020
- Pest Plant 2024
- Waste 2021

It is a requirement of the *Local Government Act 1995* that each Local Law is reviewed every fifteen years. The Fencing Local Law 2026 was gazetted on 6 March 2026, and Council resolved to commence a Fencing Amendment Local Law 2026 on 26 May 2026. In addition, the local law-making process for Shire of Waroona Local Government Property & Public Places Local Law continued through 2025/26. A Request was made in February 2026 for Governor's approval to extend the application of the proposed local government property and public places local law 200m seaward. Governor's approval remained pending as of 30 June 2026.

Five-Year Summary of Key Statistics

	2021/22	2022/23	2023/24	2024/25	2025/26
Operating Revenue	$8,809,261	$9,465,199	$10,031,761	$10,868,877	$12,381,914
Operating Expenditure	$11,250,193	$11,257,847	$11,717,055	$12,215,295	$13,084,958
Operating Grants, Contributions & Subsidies	$2,015,069	$2,192,172	$1,833,176	$1,644,529	$3,051,898
Fees & Charges Revenue	$1,532,657	$1,551,361	$1,987,922	$2,119,996	$2,301,459
Capital Grants Revenue	$3,185,338	$4,871,523	$7,361,281	$2,568,826	$3,876,756
Capital Expenditure	$4,289,591	$5,991,729	$7,773,736	$3,884,454	$4,877,407
Asset Valuation	$139,098,329	$151,607,247	$157,338,313	$158,713,991	$160,323,261
Total Net Assets	$146,437,316	$154,390,487	$160,105,735	$161,344,060	$164,565,783
Reserve Balance	$2,404,494	$2,290,329	$2,355,569	$2,911,109	$3,311,432
Number of Rateable Properties	2,736	2,745	2,754	2,756	2,762
Minimum General Rate	$1,175	$1,230	$1,280	$1,343	$1,343
Rates Levied	$5,134,120	$5,393,497	$5,800,712	$6,088,648	$6,525,928
Planning Applications Received	97	127	142	111	146
Planning Applications Determined	86	114	145	112	141
Building Applications Received	161	126	209	191	169
Building Applications Determined	149	155	181	199	176
Library Items Loaned	11,941	9,401	10,869	8,118	8,273
Library Local Stock Resources	6,181	3,519	3,465	3,209	3,198
Licensing Agency Transactions	7,341	7,312	7,342	7,906	7,967
Licensing Computer Theory Tests	72	61	76	68	61

SHIRE OF WAROONA

FINANCIAL REPORT

FOR THE YEAR ENDED 30 JUNE 2026

SHIRE OF WAROONA

FINANCIAL REPORT

FOR THE YEAR ENDED 30 JUNE 2026

Statement by CEO	2
Statement of comprehensive income	3
Statement of financial position	4
Statement of changes in equity	5
Statement of cash flows	6
Statement of financial activity	7
Index of notes to the financial report	8
Independent auditor's report	40

The Shire of Waroona conducts the operations of a local government with the following community vision:

OUR PURPOSE
We create environments where community, culture and commerce can flourish.

OUR VISION
A celebration of natural beauty, country values and vibrant prosperity.

OUR VALUES
We support our community in a collaborative manner with enthusiasm and fairness
We commit to building a resilient community
We encourage diversity and inclusiveness and celebrate uniqueness
We listen to the community and respond to their needs
We strive to deliver consistently high standards of service

Principal place of business:
Shire of Waroona
52 Hesse Street
Waroona, Western Australia 6215

SHIRE OF WAROONA
FINANCIAL REPORT
FOR THE YEAR ENDED 30 JUNE 2026

Local Government Act 1995
Local Government (Financial Management) Regulations 1996

Statement by CEO

The accompanying financial report of the Shire of Waroona has been prepared in compliance with the provisions of the *Local Government Act 1995* from proper accounts and records to present fairly the financial transactions for the financial year ended 30 June 2026 and the financial position as at 30 June 2026.

At the date of signing this statement the particulars included in the financial report are not misleading or inaccurate.

Signed on the 17th day of November 2026



CEO

Mr Mark Goodlet

Name of CEO

OAG AUDITED

AMD Chartered Accountants & Advisors

SHIRE OF WAROONA
STATEMENT OF COMPREHENSIVE INCOME
FOR THE YEAR ENDED 30 JUNE 2026

	Note	2026 Actual	2026 Budget	2025 Actual
		$	$	$
Revenue				
Rates	2(a),24	6,540,317	6,525,928	6,305,567
Grants, subsidies and contributions	2(a)	3,051,898	1,127,349	1,644,529
Fees and charges	2(a)	2,301,459	2,066,605	2,119,996
Interest revenue	2(a)	274,097	271,400	304,058
Other revenue	2(a)	214,143	200,000	494,727
		12,381,914	10,191,282	10,868,877
Expenses				
Employee costs	2(b)	(5,237,617)	(5,332,214)	(4,966,402)
Materials and contracts		(3,933,894)	(4,423,333)	(3,456,952)
Utility charges		(405,418)	(434,152)	(430,819)
Depreciation		(2,947,563)	(2,717,486)	(2,825,357)
Finance costs	2(b)	(60,543)	(52,365)	(64,032)
Insurance		(273,597)	(313,786)	(279,287)
Other expenditure	2(b)	(226,326)	(256,707)	(192,446)
		(13,084,958)	(13,530,043)	(12,215,295)
		(703,044)	(3,338,761)	(1,346,418)
Capital grants, subsidies and contributions	2(a)	3,876,756	3,315,271	2,568,826
Profit on asset disposals		2,016	1,032	35,162
Loss on asset disposals		(10,673)	(31,526)	(16,582)
Fair value adjustments to financial assets at fair value through profit or loss	4(b)	56,668	0	(2,663)
		3,924,767	3,284,777	2,584,743
Net result for the period		**3,221,723**	**(53,984)**	**1,238,325**
Total comprehensive income for the period		**3,221,723**	**(53,984)**	**1,238,325**

This statement is to be read in conjunction with the accompanying notes.

OAG AUDITED

AMD Chartered Accountants & Advisors

SHIRE OF WAROONA
STATEMENT OF FINANCIAL POSITION
AS AT 30 JUNE 2026

	Note	2026	2025
		$	$
CURRENT ASSETS			
Cash and cash equivalents	3	7,798,769	3,175,451
Other financial assets	4(a)	0	2,911,109
Trade and other receivables	5	516,574	560,897
Inventories	6	23,068	19,138
Other assets	7	81,475	250,588
TOTAL CURRENT ASSETS		8,419,886	6,917,183
NON-CURRENT ASSETS			
Other financial assets	4(b)	116,383	59,715
Trade and other receivables	5	55,248	30,023
Property, plant and equipment	8	48,628,809	48,886,393
Infrastructure	9	111,694,452	109,504,790
Right-of-use assets	11(a)	151,141	233,071
TOTAL NON-CURRENT ASSETS		160,646,033	158,713,992
TOTAL ASSETS		169,065,919	165,631,175
CURRENT LIABILITIES			
Trade and other payables	12	1,753,183	1,420,214
Contract liabilities	13	378,979	299,737
Lease liabilities	11(b)	61,849	97,433
Borrowings	14	67,656	94,441
Employee related provisions	15	772,807	752,038
TOTAL CURRENT LIABILITIES		3,034,474	2,663,863
NON-CURRENT LIABILITIES			
Lease liabilities	11(b)	89,292	135,638
Borrowings	14	1,300,608	1,339,247
Employee related provisions	15	75,762	148,367
TOTAL NON-CURRENT LIABILITIES		1,465,662	1,623,252
TOTAL LIABILITIES		4,500,136	4,287,115
NET ASSETS		164,565,783	161,344,060
EQUITY			
Retained surplus		23,169,031	20,347,631
Reserve accounts	27	3,311,432	2,911,109
Revaluation surplus	16	138,085,320	138,085,320
TOTAL EQUITY		164,565,783	161,344,060

This statement is to be read in conjunction with the accompanying notes.

OAG AUDITED

AMD Chartered Accountants & Advisors

SHIRE OF WAROONA
STATEMENT OF CHANGES IN EQUITY
FOR THE YEAR ENDED 30 JUNE 2026

	Note	Retained surplus	Reserve accounts	Revaluation surplus	Total equity
		$	$	$	$
Balance as at 1 July 2024		**19,664,846**	**2,355,569**	**138,085,320**	**160,105,735**
Comprehensive income for the period					
Net result for the period		1,238,325	0	0	1,238,325
Total comprehensive income for the period		1,238,325	0	0	1,238,325
Transfers from reserve accounts	27	313,412	(313,412)	0	0
Transfers to reserve accounts	27	(868,952)	868,952	0	0
Balance as at 30 June 2025		**20,347,631**	**2,911,109**	**138,085,320**	**161,344,060**
Comprehensive income for the period					
Net result for the period		3,221,723	0	0	3,221,723
Total comprehensive income for the period		3,221,723	0	0	3,221,723
Transfers from reserve accounts	27	43,353	(43,353)	0	0
Transfers to reserve accounts	27	(443,676)	443,676	0	0
Balance as at 30 June 2026		**23,169,031**	**3,311,432**	**138,085,320**	**164,565,783**

This statement is to be read in conjunction with the accompanying notes.

OAG AUDITED

AMD Chartered Accountants & Advisors

SHIRE OF WAROONA
STATEMENT OF CASH FLOWS
FOR THE YEAR ENDED 30 JUNE 2026

	Note	2026 Actual $	2025 Actual $
CASH FLOWS FROM OPERATING ACTIVITIES			
Receipts			
Rates		6,501,729	6,304,886
Grants, subsidies and contributions		3,197,827	1,035,734
Fees and charges		2,301,459	2,119,996
Interest revenue		274,097	304,058
Goods and services tax received		0	(1,510)
Other revenue		214,145	494,727
		12,489,257	10,257,891
Payments			
Employee costs		(5,272,007)	(5,043,880)
Materials and contracts		(3,463,694)	(3,555,623)
Utility charges		(405,418)	(430,819)
Finance costs		(60,543)	(64,032)
Insurance paid		(273,597)	(279,287)
Goods and services tax paid		1,503	0
Other expenditure		(226,326)	(192,446)
		(9,700,082)	(9,566,087)
Net cash provided by operating activities		2,789,175	691,804
CASH FLOWS FROM INVESTING ACTIVITIES			
Payments for purchase of property, plant & equipment	8(a)	(869,125)	(1,718,521)
Payments for construction of infrastructure	9(a)	(4,008,282)	(2,165,933)
Proceeds from capital grants, subsidies and contributions		3,876,756	2,568,826
Proceeds/(Payments) for financial assets at amortised cost - term deposits		2,911,109	(2,911,109)
Proceeds from sale of property, plant & equipment		87,454	128,891
Net cash provided by (used in) investing activities		1,997,912	(4,097,846)
CASH FLOWS FROM FINANCING ACTIVITIES			
Repayment of borrowings	26(a)	(65,424)	(94,441)
Payments for principal portion of lease liabilities	26(c)	(98,345)	(104,084)
Net cash (used in) financing activities		(163,769)	(198,525)
Net increase (decrease) in cash held		4,623,318	(3,604,567)
Cash at beginning of year		3,175,451	6,780,018
Cash and cash equivalents at the end of the year		7,798,769	3,175,451

This statement is to be read in conjunction with the accompanying notes.

OAG AUDITED

AMD Chartered Accountants & Advisors

SHIRE OF WAROONA
STATEMENT OF FINANCIAL ACTIVITY
FOR THE YEAR ENDED 30 JUNE 2026

	Note	2026 Actual	2026 Budget	2025 Actual
		$	$	$
OPERATING ACTIVITIES				
Revenue from operating activities				
General rates	24	6,540,317	6,525,928	6,305,567
Grants, subsidies and contributions		3,051,898	1,127,349	1,644,529
Fees and charges		2,301,459	2,066,605	2,119,996
Interest revenue		274,097	271,400	304,058
Other revenue		214,143	200,000	494,727
Profit on asset disposals		2,016	1,032	35,162
Fair value adjustments to financial assets at fair value through profit or loss	4(b)	56,668	0	0
		12,440,598	10,192,314	10,904,039
Expenditure from operating activities				
Employee costs		(5,237,617)	(5,332,214)	(4,966,402)
Materials and contracts		(3,933,894)	(4,423,333)	(3,456,952)
Utility charges		(405,418)	(434,152)	(430,819)
Depreciation		(2,947,563)	(2,717,486)	(2,825,357)
Finance costs		(60,543)	(52,365)	(64,032)
Insurance		(273,597)	(313,786)	(279,287)
Other expenditure		(226,326)	(256,707)	(192,443)
Loss on asset disposals		(10,673)	(31,526)	(16,582)
Fair value adjustments to financial assets at fair value through profit or loss	4(b)	0	0	(2,663)
		(13,095,631)	(13,561,569)	(12,234,537)
Total amounts excluded from operating activities	25(a)	2,792,469	2,871,360	2,712,766
Amount attributable to operating activities		2,137,436	(497,895)	1,382,268
INVESTING ACTIVITIES				
Inflows from investing activities				
Proceeds from capital grants, subsidies and contributions		3,876,756	3,315,271	2,568,826
Proceeds from disposal of property, plant and equipment		87,454	140,000	128,891
		3,964,210	3,455,271	2,697,717
Outflows from investing activities				
Right of use assets received - non-cash	11(a)	(16,415)	(108,125)	(121,480)
Acquisition of property, plant and equipment	8(a)	(869,125)	(535,340)	(1,718,521)
Acquisition of infrastructure	9(a)	(4,008,282)	(4,396,951)	(2,165,933)
		(4,893,822)	(5,040,416)	(4,005,934)
Total amounts excluded from investing activities	25(b)	16,415	108,125	121,480
Amount attributable to investing activities		(913,197)	(1,477,020)	(1,186,737)
FINANCING ACTIVITIES				
Inflows from financing activities				
Proceeds from new leases - non-cash	26(c)	16,415	0	121,480
Transfers from reserve accounts	27	43,353	25,000	313,412
		59,768	25,000	434,892
Outflows from financing activities				
Repayment of borrowings	26(a)	(65,424)	(65,424)	(94,441)
Payments for principal portion of lease liabilities	26(c)	(98,345)	0	(104,084)
Transfers to reserve accounts	27	(443,676)	(279,655)	(868,952)
		(607,445)	(345,079)	(1,067,477)
Total amounts excluded from financing activities	25(c)	(16,415)	0	(121,480)
Amount attributable to financing activities		(564,092)	(320,079)	(754,065)
MOVEMENT IN SURPLUS OR DEFICIT				
Surplus or deficit at the start of the financial year	25(d)	2,316,146	2,294,994	2,874,680
Amount attributable to operating activities		2,137,436	(497,895)	1,382,268
Amount attributable to investing activities		(913,197)	(1,477,020)	(1,186,737)
Amount attributable to financing activities		(564,092)	(320,079)	(754,065)
Surplus or deficit after imposition of general rates	25(d)	**2,976,293**	**0**	**2,316,146**

This statement is to be read in conjunction with the accompanying notes.

OAG AUDITED

AMD Chartered Accountants & Advisors

SHIRE OF WAROONA
FOR THE YEAR ENDED 30 JUNE 2026
INDEX OF NOTES TO THE FINANCIAL REPORT

Note 1	Basis of preparation	9
Note 2	Revenue and expenses	10
Note 3	Cash and cash equivalents	12
Note 4	Other financial assets	12
Note 5	Trade and other receivables	13
Note 6	Inventories	14
Note 7	Other assets	15
Note 8	Property, plant and equipment	16
Note 9	Infrastructure	18
Note 10	Fixed assets	20
Note 11	Leases	22
Note 12	Trade and other payables	23
Note 13	Other liabilities	24
Note 14	Borrowings	25
Note 15	Employee related provisions	26
Note 16	Revaluation surplus	27
Note 17	Restrictions over financial assets	28
Note 18	Undrawn borrowing facilities and credit standby arrangements	28
Note 19	Contingent liabilities	29
Note 20	Capital commitments	29
Note 21	Related party transactions	30
Note 22	Events occurring after the end of the reporting period	32
Note 23	Other material accounting policies	33

Information required by legislation

Note 24	Rating information	34
Note 25	Determination of surplus or deficit	35
Note 26	Borrowing and lease liabilities	36
Note 27	Reserve accounts	38
Note 28	Trust funds	39

SHIRE OF WAROONA
NOTES TO AND FORMING PART OF THE FINANCIAL REPORT
FOR THE YEAR ENDED 30 JUNE 2026

1. BASIS OF PREPARATION

The financial report of the Shire of Waroona which is a Class 3 local government comprises general purpose financial statements which have been prepared in accordance with the *Local Government Act 1995* and accompanying regulations.

Local Government Act 1995 requirements
Section 6.4(2) of the *Local Government Act 1995* read with the *Local Government (Financial Management) Regulations 1996* prescribe that the financial report be prepared in accordance with the *Local Government Act 1995* and, to the extent that they are not inconsistent with the *Local Government Act 1995*, the Australian Accounting Standards. The Australian Accounting Standards (as they apply to local governments and not-for-profit entities) and Interpretations of the Australian Accounting Standards Board except for disclosure requirements of:
- AASB 7 Financial Instruments Disclosures
- AASB 16 Leases paragraph 58
- AASB 101 Presentation of Financial Statements paragraph 61
- AASB 107 Statement of Cash Flows paragraphs 43 and 45
- AASB 116 Property, Plant and Equipment paragraph 79
- AASB 137 Provisions, Contingent Liabilities and Contingent Assets paragraph 85
- AASB 140 Investment Property paragraph 75(f)
- AASB 1052 Disaggregated Disclosures paragraph 11
- AASB 1054 Australian Additional Disclosures paragraph 16

The *Local Government (Financial Management) Regulations 1996* specify that vested land is a right-of-use asset to be measured at cost, and is considered a zero cost concessionary lease. All right-of-use assets under zero cost concessionary leases are measured at zero cost rather than at fair value, except for vested improvements on concessionary land leases such as roads, buildings or other infrastructure which continue to be reported at fair value, as opposed to the vested land which is measured at zero cost. The measurement of vested improvements at fair value is a departure from AASB 16 *Leases* which would have required the Shire to measure any vested improvements at zero cost.

The *Local Government (Financial Management) Regulations 1996* provide that:
- land and buildings classified as property, plant and equipment;or
- infrastructure; or
- vested improvements that the local government controls;

and measured at reportable value, are only required to be revalued every five years. Revaluing these non-financial assets every five years is a departure from *AASB 116 Property, Plant and Equipment*, which would have required the Shire to assess at each reporting date whether the carrying amount of the above mentioned non-financial assets materially differs from their fair value and, if so, revalue the class of non-financial assets.

Accounting policies which have been adopted in the preparation of this financial report have been consistently applied unless stated otherwise. Except for cash flow and rate setting information, the financial report has been prepared on the accrual basis and is based on historical costs, modified, where applicable, by the measurement at fair value of selected non-current assets, financial assets and liabilities.

Critical accounting estimates and judgements
The preparation of a financial report in conformity with Australian Accounting Standards requires management to make judgements, estimates and assumptions that effect the application of policies and reported amounts of assets and liabilities, income and expenses.

The estimates and associated assumptions are based on historical experience and various other factors that are believed to be reasonable under the circumstances; the results of which form the basis of making the judgements about carrying amounts of assets and liabilities that are not readily apparent from other sources. Actual results may differ from these estimates.

As with all estimates, the use of different assumptions could lead to material changes in the amounts reported in the financial report.

The following are estimates and assumptions that have a significant risk of causing a material adjustment to the carrying amounts of assets and liabilities within the next financial year and further information on their nature and impact can be found in the relevant note:
- Fair value measurement of assets carried at reportable value including:
  - Property, plant and equipment - note 8
  - Infrastructure - note 9
- Measurement of employee benefits - note 15
- Measurement of provisions - note 15

Fair value heirarchy information can be found in note 23

The local government reporting entity
All funds through which the Shire controls resources to carry on its functions have been included in the financial statements forming part of this financial report.

All monies held in the Trust Fund are excluded from the financial statements. A separate statement of those monies appears at Note 28 of the financial report.

Initial application of accounting standards
During the current year, no new or revised Australian Accounting Standards and Interpretations were applied for the first time.

New accounting standards for application in future years
The following new accounting standards will have application to local government in future years:
- AASB 2014-10 *Amendments to Australian Accounting Standards - Sale or Contribution of Assets between an Investor and its Associate or Joint Venture*
- AASB 2024-4b *Amendments to Australian Accounting Standards - Effective Date of Amendments to AASB 10 and AASB 128 [deferred AASB 10 and AASB 128 amendments in AASB 2014-10 apply]*
- AASB 2022-9 *Amendments to Australian Accounting Standards - Insurance Contracts in the Public Sector*
- AASB 2024-2 *Amendments to Australian Accounting Standards - Classification and Measurement of Financial Instruments*
- AASB 2024-3 *Amendments to Australian Accounting Standards – Annual Improvements Volume 11*

These amendments are not expected to have any material impact on the financial report on initial application.
- AASB 18 *(NFP/super) Presentation and Disclosure in Financial Statements - (Appendix D) [for not-for-profit and superannuation entities]*

This standard is expected to have a material impact on the disclosures required to be made in the annual financial report for the year ended 30 June 2029 onwards.

AMD Chartered Accountants & Advisors

SHIRE OF WAROONA
NOTES TO AND FORMING PART OF THE FINANCIAL REPORT
FOR THE YEAR ENDED 30 JUNE 2026

2. REVENUE AND EXPENSES

(a) Revenue

Contracts with customers
Recognition of revenue is dependant on the source of revenue and the associated terms and conditions associated with each source of revenue and recognised as follows:

Revenue category	Nature of goods and services	When obligations typically satisfied	Payment terms	Returns/refunds/ warranties	Timing of revenue recognition
Grants, subsidies and contributions	Provision of community events, minor facilities, research, design, planning evaluation and services	Over time	Fixed terms transfer of funds based on agreed milestones and reporting	Contract obligation if project not complete	Output method based on project milestones and/or completion date matched to performance obligations
Fees and charges - licences, registrations, approvals	Building, planning, development and animal management	Single point in time	Full payment prior to issue	None	On payment of the licence, registration or approval
Fees and charges - waste management entry fees	Waste treatment, recycling and disposal service at disposal sites	Single point in time	Payment in advance at gate or on normal trading terms if credit provided	None	On entry to facility
Fees and charges - sale of stock	Fuel, kiosk and visitor centre stock	Single point in time	In full in advance, on 15 day credit	Refund for faulty goods	At point of sale
Other revenue - private works	Contracted private works	Single point in time	Monthly in arrears	None	At point of service

Consideration from contracts with customers is included in the transaction price.

Revenue recognition

Rate revenue was recognised from the rate record as soon as practicable after the Shire resolved to impose rates in the financial year as well as when the rate record was amended to ensure the information in the record was current and correct.

Revenue recognised during the year under each basis of recognition by nature of goods or services is provided in the table below:

For the year ended 30 June 2026

Nature	Contracts with customers	Capital grant/contributions	Statutory requirements	Other	Total
	$	$	$	$	$
Rates	0	0	6,540,317	0	6,540,317
Grants, subsidies and contributions	2,530,613	0	0	521,285	3,051,898
Fees and charges	1,972,105	0	329,354	0	2,301,459
Interest revenue	0	0	0	274,097	274,097
Other revenue	214,143	0	0	0	214,143
Capital grants, subsidies and contributions	0	0	0	3,876,756	3,876,756
Total	4,716,861	0	6,869,671	4,672,138	16,258,670

For the year ended 30 June 2025

Nature	Contracts with customers	Capital grant/contributions	Statutory requirements	Other	Total
	$	$	$	$	$
Rates	0	0	6,305,567	0	6,305,567
Grants, subsidies and contributions	1,644,529	0	0	0	1,644,529
Fees and charges	1,854,210	0	265,786	0	2,119,996
Interest revenue	0	0	0	304,058	304,058
Other revenue	209,188	0	0	285,539	494,727
Capital grants, subsidies and contributions	267,871	0	0	2,300,955	2,568,826
Total	3,975,798	0	6,571,353	2,890,552	13,437,703

AMD Chartered Accountants & Advisors

SHIRE OF WAROONA
NOTES TO AND FORMING PART OF THE FINANCIAL REPORT
FOR THE YEAR ENDED 30 JUNE 2026

2. REVENUE AND EXPENSES (Continued)

(a) Revenue (Continued)

	Note	2026 Actual	2025 Actual
		$	$
Interest revenue			
Interest on reserve account		123,607	121,691
Other interest revenue		150,490	182,367
		274,097	304,058

The 2026 original budget estimate in relation to:
Trade and other receivables overdue interest was $43,500.

(b) Expenses

Auditors remuneration			
- Audit of the Annual Financial Report		40,352	37,800
- Other services – grant acquittals		6,280	9,930
		46,632	47,730
Employee Costs			
Employee benefit costs		5,237,617	4,966,402
		5,237,617	4,966,402
Finance costs			
Interest and financial charges paid/payable for borrowings		52,276	54,927
Lease liabilities		8,267	9,104
		60,543	64,032
Other expenditure			
Sundry expenses		226,326	192,446
		226,326	192,446

AMD Chartered Accountants & Advisors

SHIRE OF WAROONA
NOTES TO AND FORMING PART OF THE FINANCIAL REPORT
FOR THE YEAR ENDED 30 JUNE 2026

3. CASH AND CASH EQUIVALENTS

	Note	2026	2025
		$	$
Cash at bank and on hand		4,487,337	3,175,451
Term deposits		3,311,432	0
Total cash and cash equivalents		7,798,769	3,175,451
Held as			
- Unrestricted cash and cash equivalents		4,017,036	2,425,714
- Restricted cash and cash equivalents	17	3,781,733	749,737
		7,798,769	3,175,451

MATERIAL ACCOUNTING POLICIES

Cash and cash equivalents

Cash and cash equivalents include cash on hand, cash at bank, deposits available on demand with banks and other short term highly liquid investments with original maturities of three months or less that are readily convertible to known amounts of cash and which are subject to an insignificant risk of changes in value.

Bank overdrafts are reported as short term borrowings in current liabilities in the statement of financial position.

Term deposits are presented as cash equivalents if they have a maturity of three months or less from the date of acquisition and are repayable with 24 hours notice with no loss of interest.

Restricted financial assets

Restricted financial asset balances are not available for general use by the local government due to externally imposed restrictions. Restrictions are specified in an agreement, contract or legislation. This applies to reserve accounts, unspent grants, subsidies and contributions and unspent loans that have not been fully expended in the manner specified by the contributor, legislation or loan agreement.

4. OTHER FINANCIAL ASSETS

	Note	2026	2025
		$	$
(a) Current assets			
Financial assets at amortised cost		0	2,911,109
		0	2,911,109
Other financial assets at amortised cost			
Term deposits		0	2,911,109
		0	2,911,109
Held as			
- Restricted other financial assets at amortised cost		0	2,911,109
		0	2,911,109
(b) Non-current assets			
Financial assets at fair value through profit or loss		116,383	59,715
		116,383	59,715
Financial assets at fair value through profit or loss			
Units in Local Government House Trust - opening balance		59,715	62,378
Movement attributable to fair value increment		56,668	(2,663)
Units in Local Government House Trust - closing balance		116,383	59,715

MATERIAL ACCOUNTING POLICIES

Financial assets at fair value through profit or loss

The Shire classifies the following financial assets at fair value through profit or loss:

- debt investments which do not qualify for measurement at either amortised cost or fair value through other comprehensive income.
- equity investments which the Shire has elected to recognise as financial assets at fair value through profit or loss.

AMD Chartered Accountants & Advisors

SHIRE OF WAROONA
NOTES TO AND FORMING PART OF THE FINANCIAL REPORT
FOR THE YEAR ENDED 30 JUNE 2026

5. TRADE AND OTHER RECEIVABLES

	Note	2026	2025
		$	$
Current			
Rates and statutory receivables		365,273	341,404
Trade receivables		150,021	216,708
GST receivable		1,280	2,785
		516,574	560,897
Non-current			
Rates and statutory receivables		55,248	30,023
		55,248	30,023

Disclosure of opening and closing balances related to contracts with customers

Information about receivables from contracts with customers.

	Note	30 June 2026 Actual	30 June 2025 Actual	1 July 2024 Actual
		$	$	$
Trade and other receivables from contracts with customers		17,934	133,595	0
Total trade and other receivables from contracts with customers		17,934	133,595	0

MATERIAL ACCOUNTING POLICIES

Rates and statutory receivables
Rates and statutory receivables are non-contractual receivables arising from statutory requirements and include amounts due from ratepayers for unpaid rates and service charges and other statutory charges or fines.

Rates and statutory receivables are recognised when the taxable event has occurred and the amount can be measured reliably.

Trade receivables
Trade receivables are amounts receivable from contractual arrangements with customers for goods sold, services performed or grants or contributions with sufficiently specific performance obligations or for the construction of recognisable non-financial assets as part of the ordinary course of business.

Other receivables
Other receivables are amounts receivable from contractual arrangements with third parties other than contracts with customers and amounts receivable as grants with sufficiently specific performance obligations or for the construction of recognisable non-financial assets.

Measurement
Trade and other receivables are recognised initially at the amount of the transaction price.

Classification and subsequent measurement
Receivables which are generally due for settlement within 30 days except rates receivables which are expected to be collected within 12 months are classified as current assets. All other receivables such as deferred pensioner rates receivable more than 12 months after the end of the reporting period are classified as non-current assets.

Trade and other receivables are held with the objective to collect the contractual cashflows and therefore the Shire measures them subsequently at amortised cost using the effective interest rate method.

Due to the short term nature of current receivables, their carrying amount is considered to be the same as their fair value. Non-current receivables are indexed to inflation, therefore any difference between the face value and fair value is considered immaterial.

AMD Chartered Accountants & Advisors

SHIRE OF WAROONA
NOTES TO AND FORMING PART OF THE FINANCIAL REPORT
FOR THE YEAR ENDED 30 JUNE 2026

6. INVENTORIES

	Note	2026	2025
Current		$	$
Fuel and materials		8,112	5,171
WRAC Kiosk Stock		3,150	1,854
Visitor Centre Stock		11,806	12,113
		23,068	19,138
The following movements in inventories occurred during the year:			
Balance at beginning of year		19,138	22,946
Inventories expensed during the year		(164,767)	(144,444)
Additions to inventory		168,697	140,636
Balance at end of year		23,068	19,138

MATERIAL ACCOUNTING POLICIES
General
Inventories are measured at the lower of cost and net realisable value.

Net realisable value is the estimated selling price in the ordinary course of business less the estimated costs of completion and the estimated costs necessary to make the sale.

AMD Chartered Accountants & Advisors

SHIRE OF WAROONA
NOTES TO AND FORMING PART OF THE FINANCIAL REPORT
FOR THE YEAR ENDED 30 JUNE 2026

7. OTHER ASSETS

	2026	2025
	$	$
Other assets - current		
Prepayments	29,973	2,160
Accrued income	0	3,971
Contract assets	51,502	244,457
	81,475	250,588

MATERIAL ACCOUNTING POLICIES

Other current assets

Other non-financial assets include prepayments which represent payments in advance of receipt of goods or services or that part of expenditure made in one accounting period covering a term extending beyond that period.

Contract assets

Contract assets primarily relate to the Shire's right to consideration for work completed but not billed at the end of the period.

Non-current assets held for sale

Assets are classified as held for sale where the carrying amount will be recovered through a sale rather than continuing use and the asset is available for immediate sale with a sale being highly probable. Non-current assets classified as held for sale are valued at the lower of the carrying amount and fair value less costs to sell.

The fair value of land was determined using the sales comparison approach using comparable properties in the area. This is a level 2 measurement as per the fair value hierarchy set out in Note 23(i).

8. PROPERTY, PLANT AND EQUIPMENT

(a) Movements in balances

Movement in the balances of each class of property, plant and equipment between the beginning and the end of the current financial year.

		Assets not subject to operating lease		Assets subject to operating lease	Total property			Plant and equipment		
	Note	Land	Buildings	Buildings	Land	Buildings	Total property	Furniture and equipment	Plant and equipment	Total property, plant and equipment
		$	$	$	$	$	$	$	$	$
Balance at 1 July 2024		20,051,000	19,059,493	5,816,703	20,051,000	24,876,196	44,927,196	159,869	3,146,959	48,234,024
Additions		0	888,487	49,053	0	937,540	937,540	31,264	749,717	1,718,521
Disposals		0	0	0	0	0	0	0	(110,310)	(110,310)
Depreciation		0	(450,897)	(144,779)	0	(595,676)	(595,676)	(50,843)	(309,323)	(955,842)
Balance at 30 June 2025		20,051,000	19,497,083	5,720,977	20,051,000	25,218,060	45,269,060	140,290	3,477,043	48,886,393
Comprises:										
Gross balance amount at 30 June 2025		20,051,000	20,788,991	6,151,810	20,051,000	26,940,801	46,991,801	477,671	4,916,168	52,385,640
Accumulated depreciation at 30 June 2025		0	(1,291,908)	(430,833)	0	(1,722,741)	(1,722,741)	(337,381)	(1,439,125)	(3,499,247)
Balance at 30 June 2025	8(b)	20,051,000	19,497,083	5,720,977	20,051,000	25,218,060	45,269,060	140,290	3,477,043	48,886,393
Additions		0	502,505	28,045	0	530,550	530,550	18,905	319,670	869,125
Disposals		0	0	0	0	0	0	0	(96,111)	(96,111)
Depreciation		0	(479,203)	(147,261)	0	(626,464)	(626,464)	(44,810)	(359,324)	(1,030,598)
Transfers			22,805		0	22,805	22,805		(22,805)	0
Balance at 30 June 2026		20,051,000	19,543,190	5,601,761	20,051,000	25,144,951	45,195,951	114,385	3,318,473	48,628,809
Comprises:										
Gross balance amount at 30 June 2026		20,051,000	21,314,301	6,179,855	20,051,000	27,494,156	47,545,156	496,575	5,116,922	53,158,653
Accumulated depreciation at 30 June 2026		0	(1,771,111)	(578,094)	0	(2,349,205)	(2,349,205)	(382,190)	(1,798,449)	(4,529,844)
Balance at 30 June 2026	8(b)	20,051,000	19,543,190	5,601,761	20,051,000	25,144,951	45,195,951	114,385	3,318,473	48,628,809

8. PROPERTY, PLANT AND EQUIPMENT (Continued)

(b) Carrying amount measurements

Asset class	Note	Carrying amount 2026	Carrying amount 2025	Fair value hierarchy	Valuation technique	Basis of valuation	Date of last valuation	Inputs used
		$	$					
(i) Fair value - as determined at the last valuation date								
Land and buildings								
Land - market value		20,051,000	20,051,000	2	Market approach using recent observable market data for similar properties.	Independent registered valuer.	June 2022	Price per square metre.
Total land	8(a)	20,051,000	20,051,000					
Buildings - non specialised		2,407,304	2,137,535	3	Open market values based on recent observable sales data of comparable properties	Independent registered valuer.	June 2022	Construction costs and current condition, residual values and remaining useful life assessment inputs.
Buildings - specialised		22,737,647	23,080,525	3	Cost approach using current replacement cost	Independent registered valuer.	June 2022	Construction costs and current condition, residual values and remaining useful life assessment inputs.
Total buildings	8(a)	25,144,951	25,218,060					

Level 3 inputs are based on assumptions with regards to future values and patterns of consumption utilising current information. If the basis of these assumptions were varied, they have the potential to result in a significantly higher or lower fair value measurement.

During the period there were no changes in the valuation techniques used by the local government to determine the fair value of land at market value of buildings using either level 2 or level 3 inputs. The valuation techniques applied to property subject to lease was the same as that applied to property not subject to lease.

AMD Chartered Accountants & Advisors

9. INFRASTRUCTURE

(a) Movements in balances

Movement in the balances of each class of infrastructure between the beginning and the end of the current financial year.

	Infrastructure - roads	Other infrastructure - bridges	Other infrastructure - drainage	Other infrastructure - footpaths	Other infrastructure - other	Other infrastructure - parks & ovals	Total infrastructure
	$	$	$	$	$	$	$
Balance at 1 July 2024	84,570,531	1,215,609	10,996,514	2,804,965	2,240,191	7,276,479	109,104,289
Additions	1,501,220	0	61,918	249,965	79,700	273,130	2,165,933
Depreciation	(939,371)	(20,609)	(249,756)	(166,047)	(138,803)	(250,845)	(1,765,431)
Balance at 30 June 2025	85,132,380	1,195,000	10,808,676	2,888,882	2,181,088	7,298,764	109,504,790
Comprises:							
Gross balance at 30 June 2025	86,985,577	1,234,100	11,307,122	3,215,898	2,448,101	7,704,581	112,895,379
Accumulated depreciation at 30 June 2025	(1,853,197)	(39,100)	(498,446)	(327,016)	(267,013)	(405,817)	(3,390,589)
Balance at 30 June 2025	85,132,380	1,195,000	10,808,676	2,888,882	2,181,088	7,298,764	109,504,790
Additions	2,659,030	11,447	156,978	288,214	891,695	918	4,008,282
Depreciation	(958,865)	(20,625)	(251,305)	(180,120)	(144,905)	(262,800)	(1,818,620)
Balance at 30 June 2026	86,832,545	1,185,822	10,714,349	2,996,976	2,927,878	7,036,882	111,694,452
Comprises:							
Gross balance at 30 June 2026	89,644,607	1,245,547	11,464,100	3,504,112	3,339,796	7,705,499	116,903,661
Accumulated depreciation at 30 June 2026	(2,812,062)	(59,725)	(749,751)	(507,136)	(411,918)	(668,617)	(5,209,209)
Balance at 30 June 2026	86,832,545	1,185,822	10,714,349	2,996,976	2,927,878	7,036,882	111,694,452

9. INFRASTRUCTURE (Continued)

(b) Carrying amount measurements

Asset class	Fair value hierarchy	Valuation technique	Basis of valuation	Date of last valuation	Inputs used
(i) Fair value - as determined at the last valuation date					
Infrastructure - roads	3	Costs approach using current replacement costs	Independent registered valuer.	June 2023	Construction costs and current condition levels, residual values and remaining useful life assessments.
Other infrastructure - bridges	3	Costs approach using current replacement costs	Independent registered valuer.	June 2023	Construction costs and current condition levels, residual values and remaining useful life assessments.
Other infrastructure - drainage	3	Costs approach using current replacement costs	Independent registered valuer.	June 2023	Construction costs and current condition levels, residual values and remaining useful life assessments.
Other infrastructure - footpaths	3	Costs approach using current replacement costs	Independent registered valuer.	June 2023	Construction costs and current condition levels, residual values and remaining useful life assessments.
Other infrastructure - other	3	Costs approach using current replacement costs	Independent registered valuer.	June 2023	Construction costs and current condition levels, residual values and remaining useful life assessments.
Other infrastructure - parks & ovals	3	Costs approach using current replacement costs	Independent registered valuer.	June 2023	Construction costs and current condition levels, residual values and remaining useful life assessments.

Level 3 inputs are based on assumptions with regards to future values and patterns of consumption utilising current information. If the basis of these assumptions were varied, they have the potential to result in a significantly higher or lower fair value measurement.

During the period there were no changes in the valuation techniques used to determine the fair value of infrastructure using level 3 inputs.

SHIRE OF WAROONA
NOTES TO AND FORMING PART OF THE FINANCIAL REPORT
FOR THE YEAR ENDED 30 JUNE 2026

10. FIXED ASSETS

(a) Depreciation

Depreciation rates
Useful lives for the different asset classes for the current and prior years are included (but not limited to) the table below:

Asset class	**Useful life**
Buildings	40-60 years
Furniture and equipment	3-20 years
Plant and equipment	5-20 years
Other Infrastructure - Bridges	60-90 years
Other Infrastructure - Drainage	60-90 years
Other Infrastructure - Footpaths	20-50 years
Other Infrastructure - Parks & Ovals	10-50 years
Other Infrastructure - Other	10-30 years
Sealed roads and streets	
Construction	45-55 years
Bituminous Seals	15-25 years
Asphalt Seals	25-30 years
Uniformed Roads	
Formed	10-15 years
Gravel	12-15 years

Asset valuations and remaining useful lives
Where non-current assets are subject to subsequent valuation, the Shire considers the remaining useful lives determined by qualified valuers or suitably qualified officers when calculating depreciation.

Where a valuation does not provide a remaining useful life, the Shire determines an appropriate estimate having regard to the asset's condition, age, expected consumption, engineering or technical advice, historical performance and industry practice.

AMD Chartered Accountants & Advisors

SHIRE OF WAROONA
NOTES TO AND FORMING PART OF THE FINANCIAL REPORT
FOR THE YEAR ENDED 30 JUNE 2026

10. FIXED ASSETS (Continued)

MATERIAL ACCOUNTING POLICIES

Initial recognition

An item of property, plant and equipment or infrastructure that qualifies for recognition as an asset is measured at its cost.

Upon initial recognition, cost is determined as the amount paid (or other consideration given) to acquire the assets, plus costs incidental to the acquisition. The cost of non-current assets constructed by the Shire includes the cost of all materials used in construction, direct labour on the project and an appropriate proportion of variable and fixed overheads. For assets acquired at zero cost or otherwise significantly less than fair value, cost is determined as fair value at the date of acquisition.

Assets for which the fair value as at the date of acquisition is under $5,000 are not recognised as an asset in accordance with *Local Government (Financial Management) Regulation 17A(5).* These assets are expensed immediately.

Where multiple individual low value assets are purchased together as part of a larger asset or collectively forming a larger asset exceeding the threshold, the individual assets are recognised as one asset and capitalised.

Individual assets that are land, buildings and infrastructure acquired between scheduled revaluation dates of the asset class in accordance with the Shire's revaluation policy, are recognised at cost and disclosed as being at reportable value.

Measurement after recognition

Plant and equipment including furniture and equipment and right-of-use assets (other than vested improvements) are measured using the cost model as required under *Local Government (Financial Management) Regulation 17A(2).* Assets held under the cost model are carried at cost less accumulated depreciation and any impairment losses.

Reportable value

In accordance with *Local Government (Financial Management) Regulation 17A(2)* , the carrying amount of non-financial assets that are land and buildings classified as property, plant and equipment, investment properties, infrastructure or vested improvements that the local government controls is the reportable value.

Reportable value is for the purpose of *Local Government (Financial Management) Regulation 17A(4)* is the fair value of the asset at its last valuation date minus (to the extent applicable) the accumulated depreciation and any accumulated impairment losses in respect of the non-financial asset subsequent to its last valuation date.

Revaluation

Land and buildings classified as property, plant and equipment, infrastructure or vested improvements that the local government controls and measured at reportable value, are only required to be revalued every five years in accordance with the regulatory framework. This includes buildings and infrastructure items which were pre-existing improvements (i.e. vested improvements) on land vested in the Shire.

Whilst the regulatory framework only requires a revaluation to occur every five years, it also provides for the Shire to revalue earlier if it chooses to do so.

For land, buildings and infrastructure, increases in the carrying amount arising on revaluation of asset classes are credited to a revaluation surplus in equity.

Decreases that offset previous increases of the same class of asset are recognised against revaluation surplus directly in equity. All other decreases are recognised in profit or loss.

Subsequent increases are then recognised in profit or loss to the extent they reverse a net revaluation decrease previously recognised in profit or loss for the same class of asset.

Depreciation

The depreciable amount of all property, plant and equipment and infrastructure, is depreciated on a straight-line basis over the individual asset's useful life from the time the asset is held ready for use. Leasehold improvements are depreciated over the shorter of either the unexpired period of the lease or the estimated useful life of the improvements.

The assets residual values and useful lives are reviewed, and adjusted if appropriate, at the end of each reporting period.

Depreciation on revaluation

When an item of property, plant and equipment and infrastructure is revalued, any accumulated depreciation at the date of the revaluation is treated in one of the following ways:
(i) The gross carrying amount is adjusted in a manner that is consistent with the revaluation of the carrying amount of the asset and the accumulated depreciation is the balancing figure; or
(ii) Eliminated against the gross carrying amount of the asset and the net amount restated to the revalued amount of the asset.

Impairment

In accordance with *Local Government (Financial Management)* Regulations 17A(4C), the Shire is not required to comply with AASB 136 *Impairment of Assets* to determine the recoverable amount of its non-financial assets that are land or buildings classified as property, plant and equipment, infrastructure or vested improvements that the local government controls in circumstances where there has been an impairment indication of a general decrease in asset values.

In other circumstances where it has been assessed that one or more of these non-financial assets are impaired, the asset's carrying amount is written down immediately to its recoverable amount if the asset's carrying amount is greater than its estimated recoverable amount.

Gains or losses on disposal

Gains and losses on disposals are determined by comparing proceeds with the carrying amount. These gains and losses are included in the statement of comprehensive income in the period in which they arise.

AMD Chartered Accountants & Advisors

SHIRE OF WAROONA
NOTES TO AND FORMING PART OF THE FINANCIAL REPORT
FOR THE YEAR ENDED 30 JUNE 2026

11. LEASES

(a) Right-of-use assets

Movement in the balance of each class of right-of-use asset between the beginning and the end of the current financial year.	Note	Right-of-use assets - plant and equipment	Total right-of-use assets
		$	$
Balance at 1 July 2024		215,675	215,675
Additions		121,480	121,480
Depreciation		(104,084)	(104,084)
Balance at 30 June 2025		233,071	233,071
Gross balance amount at 30 June 2025		233,071	233,071
Balance at 30 June 2025		233,071	233,071
Additions		16,415	16,415
Depreciation		(98,345)	(98,345)
Balance at 30 June 2026		151,141	151,141
Gross balance amount at 30 June 2026		151,141	151,141
Balance at 30 June 2026		151,141	151,141

The following amounts were recognised in the statement of comprehensive income during the period in respect of leases where the Shire is the lessee:		2026 Actual	2025 Actual
		$	$
Depreciation on right-of-use assets		(98,345)	(104,084)
Finance charge on lease liabilities	26(c)	(8,267)	(9,104)
Total amount recognised in the statement of comprehensive income		(106,612)	(113,188)
Total cash outflow from leases		(106,612)	(113,188)

(b) Lease liabilities

Current		61,849	97,433
Non-current		89,292	135,638
	26(c)	151,141	233,071

Secured liabilities and assets pledged as security
Lease liabilities are effectively secured, as the rights to the leased assets recognised in the financial statements revert to the lessor in the event of default.

MATERIAL ACCOUNTING POLICIES
Leases
At inception of a contract, the Shire assesses if the contract contains or is a lease. A contract is, or contains, a lease if the contract conveys the right to control the use of an identified asset for a period of time in exchange for consideration.

At the commencement date, a right-of-use asset is recognised at cost and lease liability at the present value of the lease payments that are not paid at that date. The lease payments are discounted using the interest rate implicit in the lease, if that rate can be readily determined. If that rate cannot be readily determined, the Shire uses its incremental borrowing rate.

All contracts that are classified as short-term leases (i.e. a lease with a term of 12 months or less) and leases of low value assets are recognised as an operating expense on a straight-line basis over the term of the lease.

Details of individual lease liabilities required by regulations are provided at Note 26(c).

Right-of-use assets - measurement
Right-of-use assets are measured at cost. All right-of-use assets (other than vested improvements) under zero cost concessionary leases are measured at zero cost (i.e. not recognised in the Statement of Financial Position). The exception is vested improvements on concessionary land leases such as roads, buildings or other infrastructure which are reported at fair value.

Refer to Note 10 under revaluation for details on the material accounting policies applying to vested improvements.

Right-of-use assets - depreciation
Right-of-use assets are depreciated over the lease term or useful life of the underlying asset, whichever is the shorter. Where a lease transfers ownership of the underlying asset, or the cost of the right-of-use asset reflects that the Shire anticipates to exercise a purchase option, the specific asset is depreciated over the useful life of the underlying asset.

(c) Lessor - property, plant and equipment subject to lease

The table below represents a maturity analysis of the undiscounted lease payments to be received after the reporting date.	2026 Actual	2025 Actual
	$	$
Less than 1 year	85,396	82,432
1 to 2 years	10,016	85,396
2 to 3 years	0	10,016
	95,412	177,844
Amounts recognised in profit or loss for property, plant and equipment subject to lease		
Rental income	82,432	74,984

MATERIAL ACCOUNTING POLICIES
The Shire as lessor
Upon entering into each contract as a lessor, the Shire assesses if the lease is a finance or operating lease.

All leases are classified as operating leases as they do not transfer substantially all the risks and rewards of ownership to the lessee. Rental income received from operating leases is recognised on a straight-line basis over the term of the specific lease.

Initial direct costs incurred in entering into an operating lease (e.g. legal cost, cost to setup) are included in the carrying amount of the leased asset and recognised as an expense on a straight-line basis over the lease term.

When a contract is determined to include lease and non-lease components, the Shire applies AASB 15 *Revenue from Contracts with Customers* to allocate the consideration under the contract to each component.

AMD Chartered Accountants & Advisors

SHIRE OF WAROONA
NOTES TO AND FORMING PART OF THE FINANCIAL REPORT
FOR THE YEAR ENDED 30 JUNE 2026

12. TRADE AND OTHER PAYABLES

	2026	2025
	$	$
Current		
Trade payables	391,414	281,887
Prepaid rates	229,378	218,872
Accrued payroll liabilities	96,026	78,580
Bonds and deposits held	1,034,815	839,213
Accrued interest	1,573	1,662
Other payables GST Income	(23)	0
	1,753,183	1,420,214

MATERIAL ACCOUNTING POLICIES

Financial liabilities
Financial liabilities are initially recognised at fair value when the Shire becomes a party to the contractual provisions of the instrument.

Non-derivative financial liabilities (excluding financial guarantees) are subsequently measured at amortised cost.

Financial liabilities are derecognised where the related obligations are discharged, cancelled or expired. The difference between the carrying amount of the financial liability extinguished or transferred to another party and any consideration paid, including the transfer of non-cash assets or liabilities assumed, is recognised in profit or loss.

Statutory liabilities
Statutory liabilities, are amounts owed to regulatory authorities due to statutory obligations such as FBT and PAYG. GST payable is offset against GST receivable and any net GST payable is included as a statutory liability.

Trade and other payables
Trade and other payables represent liabilities for goods and services provided to the Shire prior to the end of the financial year that are unpaid and arise when the Shire becomes obliged to make future payments in respect of the purchase of these goods and services. The amounts are unsecured, are recognised as a current liability and are usually paid within 30 days of recognition. The carrying amounts of trade and other payables are considered to be the same as their fair values, due to their short-term nature.

Prepaid rates
Prepaid rates are, until the taxable event has occurred (start of the next financial year), refundable at the request of the ratepayer. Rates received in advance are initially recognised as a financial liability. When the taxable event occurs, the financial liability is extinguished and the Shire recognises income for the prepaid rates that have not been refunded.

AMD Chartered Accountants & Advisors

SHIRE OF WAROONA
NOTES TO AND FORMING PART OF THE FINANCIAL REPORT
FOR THE YEAR ENDED 30 JUNE 2026

13. OTHER LIABILITIES

	2026	2025
	$	$
Current		
Contract liabilities	51,817	33,257
Capital grant/contributions liabilities	327,162	266,480
	378,979	299,737
Reconciliation of changes in contract liabilities		
Opening balance	33,257	713,016
Additions	51,817	33,257
Revenue from contracts with customers included as a contract liability at the start of the period	(33,257)	(713,016)
	51,817	33,257

The aggregate amount of the performance obligations unsatisfied (or partially unsatisfied) in relation to these contract liabilities was $378,979 ($299,737 prior year)

The Shire expects to satisfy the performance obligations, from contracts with customers unsatisfied at the end of the reporting period, within the next 12 months.

Performance obligations in relation to capital grant/contribution liabilities are satisfied as project milestones are met or on completion of construction or acquisition of the asset.

MATERIAL ACCOUNTING POLICIES

Contract liabilities

Contract liabilities represent the Shire's obligation to transfer goods or services to a customer for which the Shire has received consideration from the customer.

Contract liabilities represent obligations which are not yet satisfied. Contract liabilities are recognised as revenue when the performance obligations in the contract are satisfied.

Capital grant/contribution liabilities

Capital grant/contribution liabilities represent the Shire's obligations to construct recognisable non-financial assets to identified specifications to be controlled by the Shire which are yet to be satisfied. Capital grant/contribution liabilities are recognised as income when the obligations in the contract are satisfied.

SHIRE OF WAROONA
NOTES TO AND FORMING PART OF THE FINANCIAL REPORT
FOR THE YEAR ENDED 30 JUNE 2026

14. BORROWINGS

		2026			2025		
	Note	Current	Non-current	Total	Current	Non-current	Total
Secured		$	$	$	$	$	$
Debentures		67,656	1,300,608	1,368,264	94,441	1,339,247	1,433,688
Total secured borrowings	26(a)	67,656	1,300,608	1,368,264	94,441	1,339,247	1,433,688

Secured liabilities and assets pledged as security
Debentures are secured by a floating charge over the asset of the Shire of Waroona.

The Shire of Waroona has complied with the financial covenants of its borrowing facilities during the 2026 and 2025 years.

MATERIAL ACCOUNTING POLICIES
Borrowing costs
The Shire has elected to recognise borrowing costs as an expense when incurred regardless of how the borrowings are applied.

Fair values of borrowings are not materially different to their carrying amounts, since the interest payable on those borrowings is either close to current market rates or the borrowings are of a short term nature. Borrowings fair values are based on discounted cash flows using a current borrowing rate. They are classified as level 3 fair values in the fair value hierarchy (see Note 23(i)) due to the unobservable inputs, including own credit risk.

Risk
Details of individual borrowings required by regulations are provided at Note 26(a).

AMD Chartered Accountants & Advisors

SHIRE OF WAROONA
NOTES TO AND FORMING PART OF THE FINANCIAL REPORT
FOR THE YEAR ENDED 30 JUNE 2026

15. EMPLOYEE RELATED PROVISIONS

Employee related provisions

	2026	2025
Current provisions	$	$
Employee benefit provisions		
Annual leave	382,737	384,409
Long service leave	347,349	327,884
	730,086	712,293
Employee related other provisions		
Employment on-costs	42,721	39,745
	42,721	39,745
Total current employee related provisions	772,807	752,038
Non-current provisions		
Employee benefit provisions		
Long service leave	66,458	130,146
	66,458	130,146
Employee related other provisions		
Employment on-costs	9,304	18,221
	9,304	18,221
Total non-current employee related provisions	75,762	148,367
Total employee related provisions	848,569	900,405

Provision is made for benefits accruing to employees in respect of wages and salaries, annual leave and long service leave and associated on-costs for services rendered up to the reporting date and recorded as an expense during the period the services are delivered.

Annual leave liabilities are classified as current, as there is no unconditional right to defer settlement for at least 12 months after the end of the reporting period.

MATERIAL ACCOUNTING POLICIES

Employee benefits

The Shire's obligations for employees' annual leave, long service leave and other employee leave entitlements are recognised as employee related provisions in the Statement of Financial Position.

Short-term employee benefits

Provision is made for the Shire's obligations for short-term employee benefits. Short-term employee benefits are benefits (other than termination benefits) that are expected to be settled wholly before 12 months after the end of the annual reporting period in which the employees render the related service, including wages, salaries and sick leave. Short-term employee benefits are measured at the (undiscounted) amounts expected to be paid when the obligation is settled.

The Shire's obligations for short-term employee benefits such as wages, salaries and sick leave are recognised as a part of current trade and other payables in the statement of financial position.

Other long-term employee benefits

Long-term employee benefits provisions are measured at the present value of the expected future payments to be made to employees. Expected future payments incorporate assumptions such as anticipated future wage and salary levels, durations of service and employee departures and are discounted at rates determined by reference to market yields at the end of the reporting period on government bonds that have maturity dates that approximate the terms of the obligations. Any remeasurements for changes in assumptions of obligations for other long-term employee benefits are recognised in profit or loss in the periods in which the changes occur.

The Shire's obligations for long-term employee benefits are presented as non-current provisions in its statement of financial position, except where the Shire does not have an unconditional right to defer settlement for at least 12 months after the end of the reporting period, in which case the obligations are presented as current provisions.

AMD Chartered Accountants & Advisors

SHIRE OF WAROONA
NOTES TO AND FORMING PART OF THE FINANCIAL REPORT
FOR THE YEAR ENDED 30 JUNE 2026

16. REVALUATION SURPLUS

	2026 Opening balance	2026 Closing balance	2025 Opening balance	2025 Closing balance
	$	$	$	$
Revaluation surplus - Land	37,509,290	37,509,290	37,509,290	37,509,290
Revaluation surplus - Furniture and equipment	37,322	37,322	37,322	37,322
Revaluation surplus - Plant and equipment	655,570	655,570	655,570	655,570
Revaluation surplus - Infrastructure - roads	87,099,421	87,099,421	87,099,421	87,099,421
Revaluation surplus - Other infrastructure - other	12,783,717	12,783,717	12,783,717	12,783,717
	138,085,320	138,085,320	138,085,320	138,085,320

SHIRE OF WAROONA
NOTES TO AND FORMING PART OF THE FINANCIAL REPORT
FOR THE YEAR ENDED 30 JUNE 2026

17. RESTRICTIONS OVER FINANCIAL ASSETS

	Note	2026 Actual	2025 Actual
		$	$
The following classes of financial assets have restrictions imposed by regulations or other externally imposed requirements which limit or direct the purpose for which the resources may be used:			
- Cash and cash equivalents	3	3,781,733	749,737
- Financial assets at amortised cost	4	0	2,911,109
		3,781,733	3,660,846
The restricted financial assets are a result of the following specific purposes to which the assets may be used:			
Restricted reserve accounts	27	3,311,432	2,911,109
Contract liabilities	13	51,817	33,257
Capital grant liabilities	13	327,162	266,480
Unspent loans	26(b)	91,322	450,000
Total restricted financial assets		3,781,733	3,660,846

18. UNDRAWN BORROWING FACILITIES AND CREDIT STANDBY ARRANGEMENTS

Bank overdraft limit		500,000	500,000
Bank overdraft at balance date		0	0
Credit card limit		73,000	72,000
Credit card balance at balance date		(11,198)	(9,006)
Total amount of credit unused		561,802	562,994
Loan facilities			
Loan facilities - current		67,656	94,441
Loan facilities - non-current		1,300,608	1,339,247
Total facilities in use at balance date		1,368,264	1,433,688

AMD Chartered Accountants & Advisors

SHIRE OF WAROONA
NOTES TO AND FORMING PART OF THE FINANCIAL REPORT
FOR THE YEAR ENDED 30 JUNE 2026

19. CONTINGENT LIABILITIES

In compliance with the Contaminated Sites Act 2003, the Shire has listed sites to be possible sources of contamination. Details of those sites are:

Lot 1701 on Plan 214632 Buller Road, Waroona
Shire of Waroona Buller Road Refuse Site
Lot 1619 on Plan 4622 Coronation Road, Waroona
Shire of Waroona Historical Refuse Site

Until the Shire conducts an investigation to determine the presence and scope of contamination, assess the risk, and agree with the Department of Water and Environmental Regulation on the need and criteria for remediation using a risk based approach, the Shire is unable to estimate the potential costs associated with remediation of these sites. This approach is consistent with the Department of Water and Environmental Regulation guidelines.

20. CAPITAL COMMITMENTS

	2026	2025
	$	$
Contracted for:		
- capital expenditure projects	0	381,777
	0	381,777
Payable:		
- not later than one year	0	381,777

SHIRE OF WAROONA
NOTES TO AND FORMING PART OF THE FINANCIAL REPORT
FOR THE YEAR ENDED 30 JUNE 2026

21. RELATED PARTY TRANSACTIONS

(a) Council member remuneration

Fees, expenses and allowances to be paid or reimbursed to council members.	Note	2026 Actual	2026 Budget	2025 Actual
		$	$	$
President's annual allowance		11,644	11,644	11,250
President's meeting attendance fees		11,041	11,041	10,668
President's superannuation		2,722	2,722	0
President's annual allowance for ICT expenses		1,584	1,584	1,530
President's travel and accommodation expenses		248		678
		27,239	26,991	24,126
Deputy President's annual allowance		2,911	2,911	2,813
Deputy President's meeting attendance fees		11,041	11,041	10,668
Deputy President's superannuation		1,344	1,674	0
Deputy President's annual allowance for ICT expenses		1,584	1,584	1,530
Deputy President's travel and accommodation expenses			0	1,533
		16,880	17,210	16,544
All other council member's meeting attendance fees		48,550	55,205	45,774
All other council member's superannuation		729	6,625	0
All other council member's annual allowance for ICT expenses		7,009	7,920	6,594
All other council member's travel and accommodation expenses			0	463
		56,288	69,750	52,831
	21(b)	100,407	113,951	93,501

(b) Key management personnel (KMP) compensation

The total of compensation paid to KMP of the Shire during the year are as follows:				
Short-term employee benefits		970,539		903,537
Post-employment benefits		125,404		145,172
Employee - other long-term benefits		902		25,783
Employee - termination benefits		30,807		0
Council member costs	21(a)	100,407		93,501
		1,228,059		1,167,993

Short-term employee benefits
These amounts include all salary and fringe benefits awarded to KMP except for details in respect to fees and benefits paid to council members which may be separately found in the table above.

Post-employment benefits
These amounts are the current-year's cost of the Shire's superannuation contributions made during the year.

Other long-term benefits
These amounts represent annual leave and long service leave entitlements accruing during the year.

Termination benefits
These amounts represent termination benefits paid to KMP (Note: may or may not be applicable in any given year).

Council member costs
These amounts represent payments of member fees, expenses, allowances and reimbursements during the year.

AMD Chartered Accountants & Advisors

SHIRE OF WAROONA
NOTES TO AND FORMING PART OF THE FINANCIAL REPORT
FOR THE YEAR ENDED 30 JUNE 2026

21. RELATED PARTY TRANSACTIONS (Continued)

(c) Transactions with related parties

Transactions between related parties and the Shire are on normal commercial terms and conditions, no more favourable than those available to other parties, unless otherwise stated.

No outstanding balances or provisions for doubtful debts or guarantees exist in relation to related parties at year end.

In addition to KMP compensation above the following transactions occurred with related parties:	2026 Actual $	2025 Actual $
Purchase of goods and services	222,321	20,629
Amounts outstanding from related parties:		
Trade and other receivables	187	963

(d) Related parties

The Shire's main related parties are as follows:

i. Key management personnel

Any person(s) having authority and responsibility for planning, directing and controlling the activities of the Shire, directly or indirectly, including any council member, are considered key management personnel.

ii. Other Related Parties

The purchase of goods and services from related parties were from local businesses controlled by KMP, and for ordinary activities of the Shire. These purchases were subject to the Shire's procurement policy which is at arms length.

iii. Entities subject to significant influence by the Shire

There were no such entities requiring disclosure during the current or previous year

AMD Chartered Accountants & Advisors

SHIRE OF WAROONA
NOTES TO AND FORMING PART OF THE FINANCIAL REPORT
FOR THE YEAR ENDED 30 JUNE 2026

22. EVENTS OCCURRING AFTER THE END OF THE REPORTING PERIOD

There were no events occuring after the end of the reporting period.

SHIRE OF WAROONA
NOTES TO AND FORMING PART OF THE FINANCIAL REPORT
FOR THE YEAR ENDED 30 JUNE 2026

23. OTHER MATERIAL ACCOUNTING POLICIES

a) Goods and services tax (GST)
Revenues, expenses and assets are recognised net of the amount of GST, except where the amount of GST incurred is not recoverable from the Australian Taxation Office (ATO).

Receivables and payables are stated inclusive of GST receivable or payable. The net amount of GST recoverable from, or payable to, the ATO is included with receivables or payables in the statement of financial position.

Cash flows are presented on a gross basis. The GST components of cash flows arising from investing or financing activities which are recoverable from, or payable to, the ATO are presented as operating cash flows.

b) Current and non-current classification
The asset or liability is classified as current if it is expected to be settled within the next 12 months, being the Shire's operational cycle. In the case of liabilities where the Shire does not have the right to defer settlement beyond 12 months, such as vested long service leave, the liability is classified as current even if not expected to be settled within the next 12 months. Inventories held for resale are classified as current or non-current based on the Shire's intentions to release for sale.

c) Rounding off figures
All figures shown in this annual financial report, other than a rate in the dollar, are rounded to the nearest dollar. Amounts are presented in Australian Dollars.

d) Comparative figures
Where required, comparative figures have been adjusted to conform with changes in presentation for the current financial year.

When the Shire applies an accounting policy retrospectively, makes a retrospective restatement or reclassifies items in its financial statements that has a material effect on the statement of financial position, an additional (third) Statement of Financial Position as at the beginning of the preceding period in addition to the minimum comparative financial statements is presented.

e) Budget comparative figures
Unless otherwise stated, the budget comparative figures shown in this annual financial report relate to the original budget estimate for the relevant item of disclosure.

f) Superannuation
The Shire contributes to a number of Superannuation Funds on behalf of employees and council members. All funds to which the Shire contributes are defined contribution plans.

g) Fair value of assets and liabilities
Fair value is the price that the Shire would receive to sell the asset or would have to pay to transfer a liability, in an orderly (i.e. unforced) transaction between independent, knowledgeable and willing market participants at the measurement date.

To the extent possible, market information is extracted from either the principal market for the asset or liability or, in the absence of such a market, the most advantageous market available to the Shire at the end of the reporting period.

For non-financial assets, the fair value measurement also takes into account a market participant's ability to use the asset in its highest and best use or to sell it to another market participant that would use the asset in its highest and best use. The Shire only considers whether the highest and best use differs from its current use where it is highly probable a non-financial asset will be used for an alternative purpose or the asset is held for the purpose of generating net cash inflows.

h) Interest revenue
Interest revenue is calculated by applying the effective interest rate to the gross carrying amount of a financial asset measured at amortised cost except for financial assets that subsequently become credit-impaired. For credit-impaired financial assets the effective interest rate is applied to the net carrying amount of the financial asset (after deduction of the loss allowance).

i) Fair value hierarchy
AASB 13 Fair Value Measurement requires the disclosure of fair value information by level of the fair value hierarchy, which categorises fair value measurement into one of three possible levels based on the lowest level that an input that is significant to the measurement can be categorised into as follows:

Level 1
Measurements based on quoted prices (unadjusted) in active markets for identical assets or liabilities that the entity can access at the measurement date.

Level 2
Measurements based on inputs other than quoted prices included in Level 1 that are observable for the asset or liability, either directly or indirectly.

Level 3
Measurements based on unobservable inputs for the asset or liability.

The fair values of assets and liabilities that are not traded in an active market are determined using one or more valuation techniques. These valuation techniques maximise, to the extent possible, the use of observable market data. If all significant inputs required to measure fair value are observable, the asset or liability is included in Level 2. If one or more significant inputs are not based on observable market data, the asset or liability is included in Level 3.

j) Valuation techniques
The Shire selects a valuation technique that is appropriate in the circumstances and for which sufficient data is available to measure fair value. The availability of sufficient and relevant data primarily depends on the specific characteristics of the asset or liability being measured. The valuation techniques selected by the Shire are consistent with one or more of the following valuation approaches:

Market approach
Valuation techniques that use prices and other relevant information generated by market transactions for identical or similar assets or liabilities.

Income approach
Valuation techniques that convert estimated future cash flows or income and expenses into a single discounted present value.

Cost approach
Valuation techniques that reflect the current replacement cost of the service capacity of an asset.

Each valuation technique requires inputs that reflect the assumptions that buyers and sellers would use when pricing the asset or liability, including assumptions about risks. When selecting a valuation technique, the Shire gives priority to those techniques that maximise the use of observable inputs and minimise the use of unobservable inputs. Inputs that are developed using market data (such as publicly available information on actual transactions) and reflect the assumptions that buyers and sellers would generally use when pricing the asset or liability are considered observable, whereas inputs for which market data is not available and therefore are developed using the best information available about such assumptions are considered unobservable.

k) Impairment of assets
In accordance with Australian Accounting Standards the Shire's assets, other than inventories, are assessed at each reporting date to determine whether there is any indication they may be impaired.

Where such an indication exists, an impairment test is carried out on the asset by comparing the recoverable amount of the asset, being the higher of the asset's fair value less costs to sell and value in use, to the asset's carrying amount except for non-financial assets that are:
- land and buildings classified as property, plant and equipment;
- infrastructure; or
- vested improvements that the local government controls, in circumstances where there has been an impairment indication of a general decrease in asset values.

These non-financial assets are assessed in accordance with the regulatory framework detailed in Note 10.

Any excess of the asset's carrying amount over its recoverable amount is recognised immediately in profit or loss, unless the asset is carried at a revalued amount in accordance with another Standard (e.g. AASB 116 *Property, Plant and Equipment*) whereby any impairment loss of a revalued asset is treated as a revaluation decrease in accordance with that other Standard.

AMD Chartered Accountants & Advisors

24. RATING INFORMATION

(a) General rates

RATE TYPE Rate description	Basis of valuation	Rate in $	Number of properties	2025/26 Actual rateable value*	2025/26 Actual rate revenue	2025/26 Actual interim rates	2025/26 Actual total revenue	2025/26 Budget rate revenue	2025/26 Budget interim rate	2025/26 Budget total revenue	2024/25 Actual total revenue
				$	$	$	$	$	$	$	$
Gross Rental Valuation	Gross rental valuation	0.109905	1,533	29,251,764	3,214,916	10,662	3,225,578	3,214,916	0	3,214,916	3,205,335
UV General	Unimproved valuation	0.006054	511	322,379,084	1,951,683	2,480	1,954,163	1,951,683	0	1,951,683	1,823,901
UV Industry and Mining	Unimproved valuation	0.012107	5	27,114,000	328,269	0	328,269	328,269	0	328,269	296,207
UV Intensive Agriculture	Unimproved valuation	0.009081	4	5,016,000	45,550	0	45,550	45,550	0	45,550	42,710
Total general rates			2,053	383,760,848	5,540,418	13,142	5,553,560	5,540,418	0	5,540,418	5,368,153
		Minimum payment $									
Minimum payment											
Gross Rental Valuation	Gross rental valuation	1,390	621	4,897,676	863,190	1,247	864,437	863,190	0	863,190	815,201
UV General	Unimproved valuation	1,390	88	10,839,844	122,320	0	122,320	122,320	0	122,320	122,213
Total minimum payments			709	15,737,520	985,510	1,247	986,757	985,510	0	985,510	937,414
Total general rates and minimum payments			2,762	399,498,368	6,525,928	14,389	6,540,317	6,525,928	0	6,525,928	6,305,567
Total rates							6,540,317			6,525,928	6,305,567

(b) Rates related information

Rates instalment interest	17,500	18,002
Rates overdue interest	43,500	44,029

*Rateable Value at time of raising of rate.

SHIRE OF WAROONA
NOTES TO AND FORMING PART OF THE FINANCIAL REPORT
FOR THE YEAR ENDED 30 JUNE 2026

25. DETERMINATION OF SURPLUS OR DEFICIT

The following amounts have been excluded from the determination of the budgeted deficiency in accordance with *Financial Management Regulation 32.* Reconciling items relate to movements within current assets and liabilities reflected on the statement of financial activity and required to reconcile the Net current assets to the surplus or deficit after imposition of general rates.

	Note	2025/26 (30 June 2026 carried forward)	2025/26 Budget (30 June 2026 carried forward)	2024/25 (30 June 2025 carried forward)
		$	$	$
(a) Amounts excluded from operating activities				
Less: Profit on asset disposals		(2,016)	(1,032)	(35,162)
Less: Fair value adjustments to financial assets at fair value through profit or loss		(56,668)	0	2,663
Add: Loss on disposal of assets		10,673	31,526	16,582
Add: Depreciation		2,947,563	2,717,486	2,825,357
Non-cash movements in non-current assets and liabilities:				
- Pensioner deferred rates		(55,248)	0	0
Less movement in employee benefit provision		(51,835)	123,380	(96,674)
Total amounts excluded from operating activities		2,792,469	2,871,360	2,712,766
(b) Amounts excluded from investing activities				
Add: Right of use assets received - non-cash	11(a)	16,415	108,125	121,480
Total amounts excluded from investing activities		16,415	108,125	121,480
(c) Amounts excluded from financing activities				
Non-cash proceeds from new leases	26(c)	(16,415)	0	(121,480)
Total amounts excluded from financing activities		(16,415)	0	(121,480)
(d) Adjustments to net current assets				
Less: Reserve accounts	27	(3,311,432)	(3,165,765)	(2,911,109)
Add: Current liabilities included in financing activities				
- Current portion of borrowings	14	67,656	65,424	94,441
- Current portion of lease liabilities	11(b)	61,849	215,675	97,433
Add: Non-current assets included in calculation				
- Deferred Pensioners		0	30,022	30,022
Add: Current liabilities included in budget				
- Employee benefit provisions		772,808	855,498	752,039
Total adjustments to net current assets		(2,409,119)	(1,999,146)	(1,937,174)
Net current assets used in the statement of financial activity				
Total current assets		8,419,886	4,185,099	6,917,183
Less: Total current liabilities		(3,034,474)	(2,185,953)	(2,663,863)
Less: Total adjustments to net current assets		(2,409,119)	(1,999,146)	(1,937,174)
Surplus or deficit after imposition of general rates		2,976,293	0	2,316,146

AMD Chartered Accountants & Advisors

26. BORROWING AND LEASE LIABILITIES

(a) Borrowings

		Actual							Budget			
Purpose	Note	Principal at 1 July 2024	New loans during 2024-25	Principal repayments during 2024-25	Principal at 30 June 2025	New loans during 2025-26	Principal repayments during 2025-26	Principal at 30 June 2026	Principal at 1 July 2025	New loans during 2025-26	Principal repayments during 2025-26	Principal at 30 June 2026
		$	$	$	$	$	$	$	$	$	$	$
Loan - Memorial Hall Upgrade		31,159	0	(31,159)	0	0	0	0	0	0	0	0
Loan - Town Centre Park Purchase		559,115	0	(29,871)	529,244	0	(30,350)	498,894	529,244	0	(30,350)	498,894
Loan - Community Centre Precinct		422,035	0	(15,035)	407,000	0	(15,783)	391,217	407,000	0	(15,783)	391,217
Loan - Town Centre Land Purchase		515,820	0	(18,376)	497,444	0	(19,291)	478,153	497,443	0	(19,291)	478,152
Total borrowings	14	1,528,129	0	(94,441)	1,433,688	0	(65,424)	1,368,264	1,433,687	0	(65,424)	1,368,263

Borrowing finance cost payments

Purpose	Loan number	Institution*	Interest rate	Date final payment is due	Actual for year ending 30 June 2026	Budget for year ending 30 June 2026	Actual for year ending 30 June 2025
					$	$	$
Loan - Memorial Hall Upgrade	121	WATC	2.97%	22/04/2025	0	0	(508)
Loan - Town Centre Park Purchase	122	WATC	1.60%	6/11/2040	(8,256)	(8,330)	(8,735)
Loan - Community Centre Precinct	123	WATC	4.92%	28/06/2042	(19,809)	(19,816)	(20,558)
Loan - Town Centre Land Purchase	124	WATC	4.92%	28/06/2042	(24,211)	(24,219)	(25,126)
Total finance cost payments					(52,276)	(52,365)	(54,927)

* WA Treasury Corporation

(b) Unspent borrowings

Particulars	Institution*	Date Borrowed	Unspent balance 1 July 2025	Borrowed during 2025-26	Expended during 2025-26	Unspent balance 30 June 2026
			$	$	$	$
Loan - Community Precinct Development	WATC	28/06/2022	450,000	0	(358,678)	91,322
			450,000	0	(358,678)	91,322

* WA Treasury Corporation

AMD Chartered Accountants & Advisors

26. BORROWING AND LEASE LIABILITIES (Continued)

(c) Lease liabilities

		Actual							Budget			
Purpose	Note	Principal at 1 July 2024	New leases during 2024-25	Principal repayments during 2024-25	Principal at 30 June 2025	New leases during 2025-26	Principal repayments during 2025-26	Principal at 30 June 2026	Principal at 1 July 2025	New leases during 2025-26	Principal repayments during 2025-26	Principal at 30 June 2026
		$	$	$	$	$	$	$	$	$	$	$
Server Lease		62,280	0	(35,360)	26,920	0	(26,920)	0	62,281	0	0	62,281
Rec Centre Solar Panels		7,208	(3)	(7,205)	0	0	0	0	7,208	0	0	7,208
Admin Solar Panels		8,381	0	(4,153)	4,228	0	(4,228)	0	5,358	0	0	5,358
Admin Laptops		6,427	0	(3,143)	3,284	0	(3,284)	0	9,450	0	0	9,450
Gym Equipment Lease - 2		34,224	0	(13,200)	21,024	0	(13,845)	7,179	34,224	0	0	34,224
PC Lease		92,514	(17,071)	(18,837)	56,606	0	(19,744)	36,862	92,514	0	0	92,514
Photocopiers		0	62,680	(12,018)	50,662	0	(11,815)	38,847	0	0	0	0
IT Meeting Room Recording		0	26,648	(1,603)	25,045	0	(6,263)	18,782	0	0	0	0
Spin Bike Lease - new		0	48,064	(2,762)	45,302	0	(11,331)	33,971	3,917	0	0	3,917
Spin Bike Lease		3,916	0	(3,916)	0	0	0	0	0	0	0	0
CCTV Lease		0	1,065	(1,065)	0	16,415	(915)	15,500	0	0	0	0
Bush Fire Brigade Laptops		723	99	(822)	0	0	0	0	723	0	0	723
Photocopiers		2	(2)	0	0	0	0	0	0	0	0	0
Total lease liabilities	11(b)	215,675	121,480	(104,084)	233,071	16,415	(98,345)	151,141	215,675	0	0	215,675

Lease finance cost payments

Purpose	Lease number	Institution	Interest rate	Date final payment is due	Actual for year ending 30 June 2026	Budget for year ending 30 June 2026	Actual for year ending 30 June 2025	Lease term
					$	$	$	
Server Lease	SOW01042021A	Vestone	1.70%	1/04/2026	(202)	0	(779)	60 months
Rec Centre Solar Panels	SOW01072020	Vestone	1.50%	1/07/2025	0	0	(58)	60 months
Admin Solar Panels	SOW01072021	Vestone	1.80%	1/07/2026	(41)	0	(116)	60 months
Admin Laptops	SOW01072022	Vestone	4.40%	1/07/2026	(77)	0	(216)	48 months
Gym Equipment Lease - 2	SOW03012023	Vestone	4.90%	4/01/2027	(708)	0	(1,355)	48 months
PC Lease	SOW020424	Vestone	4.80%	3/04/2028	(2,239)	0	(3,144)	48 months
Photocopiers	SOW010724	Vestone	4.65%	2/07/2029	(2,064)	0	(2,594)	60 months
IT Meeting Room Recording	SOW01042025AE	Vestone	4.65%	3/04/2029	(1,012)	0	(293)	48 months
Spin Bike Lease - new	2508570	CHG Meridian	4.65%	31/03/2029	(1,830)	0	(529)	48 months
Spin Bike Lease	E6N0163401	CHG Meridian	1.10%	1/01/2025	0	0	(13)	48 months
CCTV Lease	2513043	CHG Meridian	2.10%	31/03/2031	(94)	0	(6)	60 months
Bush Fire Brigade Laptops	SOW011020	Vestone	2.20%	1/10/2024	0	0	(1)	48 months
Total finance cost payments					(8,267)	0	(9,104)	

AMD Chartered Accountants & Advisors

27. RESERVE ACCOUNTS

	2026 Actual opening balance	2026 Actual transfer to	2026 Actual transfer (from)	2026 Actual closing balance	2026 Budget opening balance	2026 Budget transfer to	2026 Budget transfer (from)	2026 Budget closing balance	2025 Actual opening balance	2025 Actual transfer to	2025 Actual transfer (from)	2025 Actual closing balance
	$	$	$	$	$	$	$	$	$	$	$	$
Restricted by council												
(a) Sporting Reserve	82,857	3,518	0	86,375	82,857	0	0	82,857	78,787	4,070	0	82,857
(b) Council Building Maintenance Reserve	207,305	8,802	0	216,107	207,306	0	0	207,306	149,579	57,726	0	207,305
(c) Rec Centre Building Maintenance Reserve	105,692	19,488	0	125,180	105,693	0	0	105,693	76,729	28,963	0	105,692
(d) Preston Beach Volunteer Reserve	61,039	16,484	0	77,523	61,039	13,905	0	74,944	86,342	17,779	(43,082)	61,039
(e) Emergency Assistance Reserve	122,195	5,188	0	127,383	122,196	0	0	122,196	116,193	6,002	0	122,195
(f) Works Depot Redevelopment Reserve	92,563	3,930	0	96,493	92,563	0	0	92,563	88,017	4,546	0	92,563
(g) Council Building Construction Reserve	74,415	3,160	0	77,575	74,415	0	0	74,415	159,132	8,223	(92,940)	74,415
(h) Information Technology Reserve	131,687	30,592	0	162,279	131,687	0	0	131,687	106,201	25,486	0	131,687
(i) Footpath Construction Reserve	36,741	1,560	0	38,301	36,740	0	0	36,740	34,936	1,805	0	36,741
(j) Plant Reserve	375,830	115,958	(21,800)	469,988	375,829	100,000	0	475,829	251,242	281,978	(157,390)	375,830
(k) Staff Leave Reserve	30,408	11,291	0	41,699	30,408	10,000	0	40,408	24,160	6,248	0	30,408
(l) Strategic Planning Reserve	3,020	128	0	3,148	3,020	0	0	3,020	21,889	1,131	(20,000)	3,020
(m) Waste Management Reserve	1,278,264	189,726	(21,553)	1,446,437	1,278,264	135,450	(25,000)	1,388,714	1,095,531	182,733	0	1,278,264
(n) History Book Reserve	12,787	1,270	0	14,057	12,787	300	0	13,087	11,869	918	0	12,787
(o) Risk and Insurance Reserve	10,628	451	0	11,079	10,628	0	0	10,628	10,106	522	0	10,628
(p) Drakesbrook Cemetery Reserve	47,178	22,003	0	69,181	47,178	20,000	0	67,178	44,856	2,322	0	47,178
(q) Waroona North Development	238,500	10,127	0	248,627	238,500	0	0	238,500	0	238,500	0	238,500
	2,911,109	443,676	(43,353)	3,311,432	2,911,110	279,655	(25,000)	3,165,765	2,355,569	868,952	(313,412)	2,911,109

All reserves are supported by cash and cash equivalents and financial assets at amortised cost and are restricted within equity as Reserve accounts.
In accordance with council resolutions or adopted budget in relation to each reserve account, the purpose for which the reserves are set aside and their anticipated date of use are as follows:

Name of reserve account	Purpose of the reserve account
Restricted by council	
(a) Sporting Reserve	To provide funds for sporting facilities and equipment as determined by Council together with low interest loan applications.
(b) Council Building Maintenance Reserve	To provide funds for future building maintenance.
(c) Rec Centre Building Maintenance Reserve	To be used for future building asset maintenance items at the Waroona Recreation & Aquatic Centre, particularly items of plant.
(d) Preston Beach Volunteer Reserve	To proivde funds to assist in the operations of volunteer ranger functions including replacement of equipment.
(e) Emergency Assistance Reserve	To proivde funds to assist in an emergency situation. (eg. major fire)
(f) Works Depot Redevelopment Reserve	To provide funds for the provision of vehicle storage bays at the Works Depot.
(g) Council Building Construction Reserve	To provide funds for future capital construction works in accordance with Council's Long Term Financial and Strategic Community Plans.
(h) Information Technology Reserve	To be used to ensure that the network computer system is maintained including external site connections.
(i) Footpath Construction Reserve	To provide funds for future expansion of the dual use path network.
(j) Plant Reserve	To be used for the purchase and replacement of major plant.
(k) Staff Leave Reserve	To be used to fund annual and long service leave requirements.
(l) Strategic Planning Reserve	To provide funds for future requirements of Council's Strategic Planning.
(m) Waste Management Reserve	To be used to maintain operations at the Buller Road Refuse Site.
(n) History Book Reserve	To be used to fund the update reprint of the 'Drakesbrook Days and Waroona Years' history book.
(o) Risk and Insurance Reserve	To be used for expenses associated with risk assessments and insurance adjustments of unforseen expenses.
(p) Drakesbrook Cemetery Reserve	To be used for future upgrades of the Drakesbrook Public Cemetery.
(q) Waroona North Development	To provide funds for the development of recreation land, infrastructure and facilities in Waroona North.

AMD Chartered Accountants & Advisors

SHIRE OF WAROONA
NOTES TO AND FORMING PART OF THE FINANCIAL REPORT
FOR THE YEAR ENDED 30 JUNE 2026

28. TRUST FUNDS

Funds held at balance date which are required to be held in trust and which are not included in the financial statements are as follows:

	1 July 2025	Amounts received	Amounts paid	30 June 2026
	$	$	$	$
Alcoa Sustainability Fund	2,146,476	294,536	(46,314)	2,394,698
Public Open Space	140,571	3,896	0	144,467
Extractive Industries	19,470	540	0	20,010
Commercial Bond	15,390	427	0	15,817
Security Deposit - Waroona Energy	0	0	0	0
	2,321,907	299,399	(46,314)	2,574,992

Auditor General

INDEPENDENT AUDITOR'S REPORT
2026
Shire of Waroona

To the Council of the Shire of Waroona

Opinion

I have audited the financial report of the Shire of Waroona (Shire) which comprises:

- the statement of financial position as at 30 June 2026, the statement of comprehensive income, statement of changes in equity, statement of cash flows and statement of financial activity for the year then ended
- notes comprising a summary of material accounting policies and other explanatory information.

In my opinion, the financial report:

- is based on proper accounts and records
- presents fairly, in all material respects, the results of the operations of the Shire for the year ended 30 June 2026 and its financial position at the end of that period
- is in accordance with the *Local Government Act 1995* (the Act) and, to the extent that they are not inconsistent with the Act, Australian Accounting Standards.

Basis for opinion

I conducted my audit in accordance with Australian Auditing Standards. My responsibilities under those standards are further described in the Auditor's responsibilities for the audit of the financial report section below.

I believe that the audit evidence I have obtained is sufficient and appropriate to provide a basis for my opinion.

Other information

The Chief Executive Officer (CEO) is responsible for the preparation and the Council for overseeing the other information. The other information is the information in the Shire's annual report for the year ended 30 June 2026, but not the financial report and my auditor's report.

My opinion on the financial report does not cover the other information and accordingly, I do not express any form of assurance conclusion thereon.

In connection with my audit of the financial report, my responsibility is to read the other information and, in doing so, consider whether the other information is materially inconsistent with the financial report or my knowledge obtained in the audit or otherwise appears to be materially misstated.

7th Floor Albert Facey House 469 Wellington Street Perth MAIL TO: Perth BC PO Box 8489 Perth WA 6849 TEL: 08 6557 7500

If, based on the work I have performed, I conclude that there is a material misstatement of this other information, I am required to report that fact. I did not receive the other information prior to the date of this auditor's report. When I do receive it, I will read it and if I conclude that there is a material misstatement in this information, I am required to communicate the matter to the CEO and Council and request them to correct the misstated information. If the misstated information is not corrected, I may need to retract this auditor's report and re-issue an amended report.

Responsibilities of the Chief Executive Officer and Council for the financial report

The Chief Executive Officer (CEO) of the Shire is responsible for:

- keeping proper accounts and records
- preparation and fair presentation of the financial report in accordance with the requirements of the Act, the Regulations and Australian Accounting Standards
- managing internal control as required by the CEO to ensure the financial report is free from material misstatement, whether due to fraud or error.

In preparing the financial report, the CEO is responsible for:

- assessing the Shire's ability to continue as a going concern
- disclosing, as applicable, matters related to going concern
- using the going concern basis of accounting unless the State Government has made decisions affecting the continued existence of the Shire.

The Council is responsible for overseeing the Shire's financial reporting process.

Auditor's responsibilities for the audit of the financial report

As required by the *Auditor General Act 2006*, my responsibility is to express an opinion on the financial report. The objectives of my audit are to obtain reasonable assurance about whether the financial report as a whole is free from material misstatement, whether due to fraud or error, and to issue an auditor's report that includes my opinion. Reasonable assurance is a high level of assurance but is not a guarantee that an audit conducted in accordance with Australian Auditing Standards will always detect a material misstatement when it exists.

Misstatements can arise from fraud or error and are considered material if, individually or in the aggregate, they could reasonably be expected to influence the economic decisions of users taken on the basis of the financial report. The risk of not detecting a material misstatement resulting from fraud is higher than for one resulting from error, as fraud may involve collusion, forgery, intentional omissions, misrepresentations or the override of internal control.

A further description of my responsibilities for the audit of the financial report is located on the Auditing and Assurance Standards Board website. This description forms part of my auditor's report and can be found at https://www.auasb.gov.au/auditors_responsibilities/ar4.pdf.

My independence and quality management relating to the report on the financial report

I have complied with the independence requirements of the *Auditor General Act 2006* and the relevant ethical requirements relating to assurance engagements. In accordance with *ASQM 1 Quality Management for Firms that Perform Audits or Reviews of Financial Reports and Other Financial Information, or Other Assurance or Related Services Engagements*, the Office of the Auditor General maintains a comprehensive system of quality management including documented policies and procedures regarding compliance with ethical requirements, professional standards and applicable legal and regulatory requirements.

Matters relating to the electronic publication of the audited financial report

This auditor's report relates to the financial report of the Shire for the year ended 30 June 2026 included in the annual report on the Shire's website. The Shire's management is responsible for the integrity of the Shire's website. This audit does not provide assurance on the integrity of the Shire's website. The auditor's report refers only to the financial report. It does not provide an opinion on any other information which may have been hyperlinked to/from the annual report. If users of the financial report are concerned with the inherent risks arising from publication on a website, they are advised to contact the Shire to confirm the information contained in the website version.

Patrick Arulsingham
Senior Director Financial Audit
Delegate of the Auditor General for Western Australia
Perth, Western Australia
18 November 2026

Photo Credits

- Front Cover & pages 5, 7-9, 17, 19, 21, 24 and 25 – *Josh Cowling Photography*
- Page 4, 10, 12, 16-20, 21 and 26 – *Shire of Waroona*
- Page 5 and 7 – *Downunder Discoveries*
- Page 3 – *Myrtle & May Photography*
- Pages 10, 12 and 22 – Taylor Maree Photography
- Page 15 – *Brad Parore*
- Page 18 – Rachael Anderson
- Back cover – *Nathan Nottle*



Contact Us:

Phone: (08) 9733 7800
Address: 52 Hesse St | PO Box 20, Waroona WA 6215
Email: warshire@waroona.wa.gov.au

www.waroona.wa.gov.au

South West FORUM

15-16 October 2026

City of Busselton
Undalup Room







Real Conversations, Real Impact

In partnership with City of Busselton Geographe Bay

Secure your place: lgprofessionalswa.org.au/swforum

www.lgprofessionalswa.org.au

Local Government Professionals AUSTRALIA WA

Thursday 15 October

12.30pm - 1.30pm	**Arrival Registration and Lunch** An opportunity to connect and catch-up with peers over lunch
1.30pm - 1.45pm	**Official Welcome and Opening** Acknowledgement of Country CEO Welcome, Stacey Hutt, LG Professionals WA
1.45pm - 2.15pm	**Local Government Inspector Update** Tony Brown OAM
2.15pm - 5.00pm	**AI Fundamentals Workshop** **Dan Hookham, Component 6**
5.30pm - 7.30pm	**Networking Sundowner** At Saltwalter, Busselton

Friday 16 October

8.30am - 9.00am	**Registration** Grab a coffee or a tea and continue connecting with peers
9.00am - 10.15am	**Opening Keynote Address** **The Power of Conversation: Engaging, Connecting, Understanding** *Glenn Capelli, CSP, Sir Winston Churchill Fellow* Communication – person to person, people to people – is the key tor teamwork and performance. It also is a key ingredient for mental health, happiness and relationships. In our social media and AI World people need to rediscover the wonder of being a good communicator and the wonder of having good conversations. In this keynote expect to think, chat, converse, laugh and stretch as Glenn Capelli takes us through: • Why conversations matter • The 'How' of Good Conversations • How Certain Conversations Enhance the Power of Pairs, Trios and Teams • The Four Factors for 'Smart' Groups • The Empathy Factor
10.15am - 11.00am	**Social Impact** *Paul Gravett MLGP, Acting Manager Place Planning, Town of Victoria Park* Explore how local governments can create meaningful social impact by putting community wellbeing, inclusion and connection at the heart of decision-making and service delivery.

11.00am - 11.15am	**Morning Tea in Partner Trade Area** Continue chinwagging as we enjoy some light refreshments
11.15am - 12.45pm	**Workshop - Change their minds: Understanding how people think so you can inspire action** *Mel Loy, Cuttlefish Communications* We're all competing for attention in a world of constant noise and change. With more channels, messages and distractions than ever, how do we make sure what we're saying cuts through, connects with people and leads to action? In this session, Mel will explore how behavioural science can strengthen the way we communicate and support change. Drawing on practical insights and real world examples, she'll share ways to capture attention, make messages resonate and help people understand and engage with what matters. You'll leave with practical ideas you can apply to your own communication and change initiatives.
12.45pm - 1.15pm	**Lunch in Partner Trade Area** Another opportunity for connection and networking with peers as we recharge with lunch
1.15pm - 2.15pm	**Panel Session: Leading Real Conversations. Facilitated by Georgia-May O'Brien MLGP, Manager Community Connection, City of Bunbury** *Panel Speakers:* *Nick Bryne, Director Communities and Economic Development, Shire of Augusta-Margaret River* *Ben Rose MLGP, Chief Executive Officer, Shire of Manjimup* *Suzie Haslehurst MLGP, Director Community and Lifestyle, Shire of Harvey* *Paul Gravett MLGP, Acting Manager Place Planning, Town of Victoria Park* This panel brings together local government leaders who've turned meaningful engagement into real results, from organisational change and community led projects to social impact initiatives. They'll share practical examples of how listening, genuine dialogue and strong relationships have shaped decisions, strengthened communities and delivered outcomes that matter. Hear from leaders driving AI transformation, championing community focused decision making, delivering major recreation infrastructure shaped by community voice, and embedding social impact into place planning. Through candid discussion, the panel will explore what it takes to move beyond consultation and create engagement that delivers tangible results.
2.15pm - 2.45pm	**South West Branch Engagement Session and Forum Wrap Up** *Georgia-Mae O'Brien, Manager Community Connection, City of Bunbury* Closing the forum with reflections on shared learnings, connections made, and the opportunities ahead for the sector.

Registration fees

Full Forum

$200 Member | Affiliate | YP
$250 Non-Member

*Local Government Subscribers
$225 Bronze | $215 Silver | $200 Gold

One Day

$120 Member | Affiliate | YP
$150 Non-Member

*Local Government Subscribers
$135 Bronze | $130 Silver | $120 Gold

**Please email events@lgprofessionalswa.org.au for your local government subscriber discount code*

Accommodation

LG Professionals WA has secured group corporate rates at the following accommodation options for the duration of the forum.

Hilton Garden Inn Busselton

4 Jetty Way Busselton, 6280 Australia
Discount only available via online booking through the below Booking Link or call central reservation 1800 870 221 and quote "HLGP15" as a discount code.
https://www.hilton.com/en/attend-my-event/bqbgigi-hlgp15-a1f9947f-8b2f-493b-9463-d6dc8ffd46a/

Abbey Beach Resort

595 Bussell Highway | PO Box 762
Busselton Western Australia 6280
T: +61 8 9755 4600 Free Call: 1800 017 097
Discount available by booking online at the below link and entering the promotional code on the website search bar in the "PROMO CODE" box.
PROMO CODE = FORUM2026
http://www.abbeybeach.com.au/

Esplanade Hotel Busselton

30-38 Marine Terrace, Busselton
Budget Room $145 per night
Executive Room $230 per night
To book, please phone the property on 9752 1078 or email enquiries@ehb.net.au and advise you are attending the forum to receive the discount.

Register Now

lgprofessionalswa.org.au/swforum

South West FORUM

15-16 October 2026

City of Busselton
Undalup Room

Real Conversations, Real Impact

Exhibitors

cohesis

magiQsoftware
A Springbrook company

redfish TECHNOLOGIES PTY LTD

Major Partner

City of Busselton
Geographe Bay

FOUNDATION PARTNERS

aware SUPER

Igis MUTUAL SERVICES

McLEODS LAWYERS

MOORE

PRINCIPAL PARTNERS

Department of Local Government, Industry Regulation and Safety
GOVERNMENT OF WESTERN AUSTRALIA

market creations. agency

integrated ICT a market creations company

LO-GO Appointments
People who know Local Government

MAJOR PARTNERS

AMPAC DEBT RECOVERY

CommonwealthBank

core business AUSTRALIA

DATACOM

easi.

redfish TECHNOLOGIES PTY LTD